

**A MANUAL OF
SIMPLIFIED INFANTRY
TACTICS
FOR REENACTORS**

**Compiled From
HARDEE'S RIFLE AND LIGHT INFANTRY TACTICS
and
CASEY'S INFANTRY TACTICS**

**by Scott Washburn
4th U.S. Infantry Regiment**

**Published By
DAY'S BRIGADE**

INTRODUCTION

THIS MANUAL IS INTENDED TO PROVIDE THE CIVIL WAR REENACTOR WITH INFORMATION ABOUT THE FORMATIONS AND MANUEVERS USED BY AN INFANTRY COMPANY. THE INFORMATION IS DRAWN FROM "HARDEE'S RIFLE AND LIGHT INFANTRY TACTICS" AND FROM "CASEY'S INFANTRY TACTICS". BOTH OF THESE BOOKS WILL PROVIDE A WEALTH OF INFORMATION TO THE REENACTOR. UNFORTUNATELY THE BOOKS ARE RATHER LONG-WINDED AND HAVE FEW DIAGRAMS AND THIS MAKES IT DIFFICULT TO EXTRACT THE INFORMATION NEEDED FOR SPECIFIC MANUEVERS.

THIS MANUAL ATTEMPTS TO PRESENT IN WORDS AND DRAWINGS AN EASILY UNDERSTOOD AND EASILY LEARNED SYSTEM OF MANUEVERS FOR THE REENACTMENT UNIT. IF THIS MANUAL IS USED FOR TRAINING IT IS RECOMMENDED THAT EACH MEMBER OF THE UNIT BE PROVIDED WITH A COPY SO THAT HE CAN BECOME FAMILIAR WITH THE EXACT WORDING OF EACH COMMAND AND BY STUDYING THE DIAGRAMS BECOME AWARE OF HIS RESPONSIBILITY DURING EACH MANUEVER.

IT IS HOPED THAT THE INFORMATION PROVIDED HERE WILL HELP THE REENACTORS TO CREATE A MORE ACCURATE RECREATION OF CIVIL WAR INFANTRY UNITS.

SCOTT WASHBURN

SIMPLIFIED INFANTRY TACTICS

COPYRIGHT © 1985 by SCOTT H. WASHBURN

ALL RIGHTS RESERVED. NO PART OF THIS BOOK MAY BE REPRODUCED IN ANY FORM OR BY ANY MEANS WITHOUT PERMISSION IN WRITING FROM THE AUTHOR.

TABLE OF CONTENTS

KEY TO DIAGRAMS	1
ORGANIZATION OF THE COMPANY	1
FORMING UP	4
MANUEVERS IN LINE OF BATTLE	8
PRINCIPLES OF DOUBLING AND UNDOUBLING	19
MANUEVERS MARCHING BY THE FLANK	31
MANUEVERS WHILE IN COLUMN OF PLATOONS	44
INSTRUCTIONS FOR SKIRMISHERS	53
MISCELLANEOUS	65

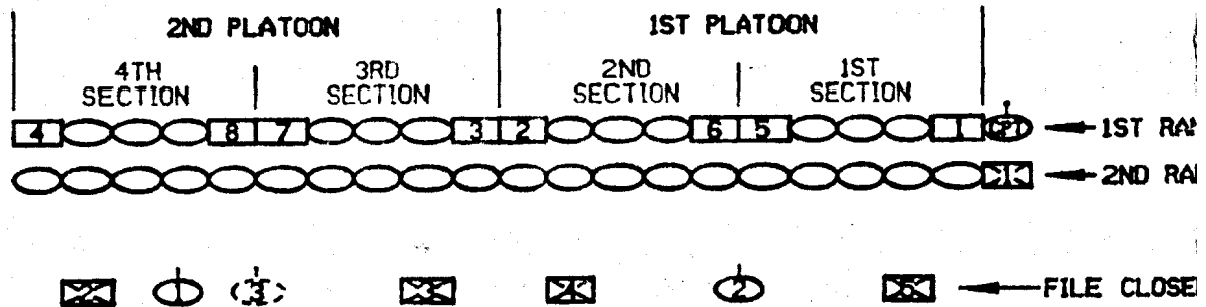
Larry Allen
12th U.S. Reg't
306 Erie St
Syracuse, N.Y. 13204

KEY TO DIAGRAMS:

- ⊙ — PRIVATE
- — CORPORAL
- ⊠ — SERGEANT
- ⊕ — LIEUTENANT
- ⊕ — CAPTAIN
- — DIRECTION OF MOVEMENT

ORGANIZATION OF THE COMPANY

ORGANIZING A REENACTMENT COMPANY IS ALWAYS A DIFFICULT TASK, THE COMMANDER MUST CONTEND WITH THE FACT THAT NOT ALL THE MEMBERS OF HIS GROUP WILL ALWAYS BE PRESENT AND THAT AT ANY GIVEN EVENT HIS GROUP MAY BE JOINED WITH ONE OR MORE OTHER GROUPS. THE RESULT IS THAT THE COMMANDER WILL ALWAYS HAVE A VARIABLE NUMBER OF MEN, NCO'S, AND OFFICERS. EVEN WITH THIS PROBLEM IT SHOULD BE POSSIBLE TO ORGANIZE THE COMPANY ALONG AUTHENTIC LINES. PRESENTED BELOW IS AN 'IDEAL' COMPANY IN LINE OF BATTLE.

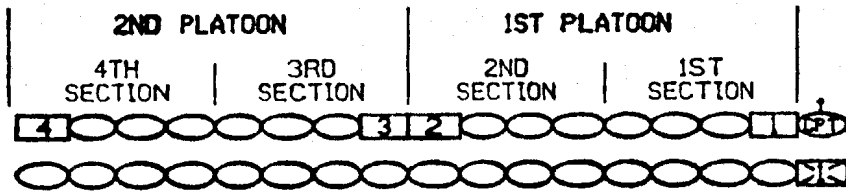


IT CONSISTS OF: 1 CAPTAIN
 2 OR 3 LIEUTENANTS
 5 SERGEANTS
 8 CORPORALS
 32 PRIVATES

FOR A TOTAL OF 48 MEN

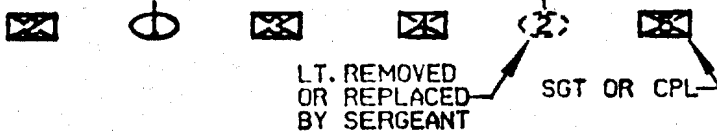
PURISTS WILL NOTE THAT THE NUMBER OF PRIVATES IS ABOUT 1/2 OF A FULL STRENGTH COMPANY BUT THIS REFLECTS THE COMMON FIELD STRENGTH. IF ADDITIONAL MEN ARE AVAILABLE THEY CAN BE ADDED INTO THE RANKS AND A THIRD LIEUTENANT COULD BE ADDED.

MORE LIKELY, FEWER MEN WILL BE AVAILABLE BUT WITH CAREFUL PLANNING THE COMPANY STRUCTURE CAN BE MAINTAINED. AS THE NUMBERS DECREASE THE LIEUTENANTS CAN BE REPLACED WITH SERGEANTS AND THE SERGEANTS WITH CORPORALS AND SOME OF THE FILE CLOSERS CAN BE ELIMINATED. SHOWN ON THE FOLLOWING PAGES ARE EXAMPLES OF SMALLER COMPANIES.

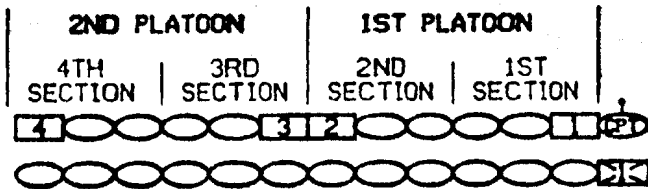


IT CONSISTS OF:
 1 CAPTAIN
 1 OR 2 LIEUTENANTS
 4 OR 5 SERGEANTS
 4 OR 5 CORPORALS
 28 PRIVATES

FOR A TOTAL OF:
 39 OR 40 MEN

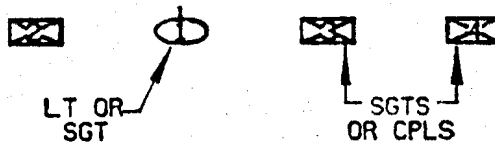


2.

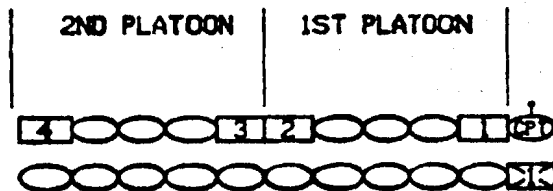


IT CONSISTS OF:
 1 CAPTAIN
 0 OR 1 LIEUTENANTS
 2 TO 5 SERGEANTS
 4 TO 6 CORPORALS
 20 PRIVATES

FOR A TOTAL OF:
 30 MEN



3.



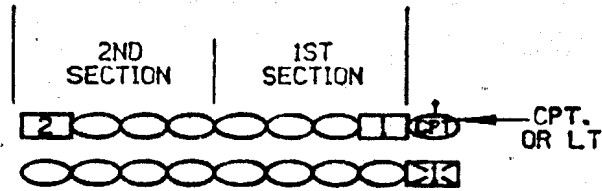
IT CONSISTS OF:
 1 CAPTAIN
 1 TO 4 SERGEANTS
 4 TO 7 CORPORALS
 16 PRIVATES

FOR A TOTAL OF:
 25 MEN




IF THE UNIT HAS FEWER THAN 25 MEN IT WOULD BE BETTER TO ORGANIZE IT AS A SINGLE PLATOON.

4.

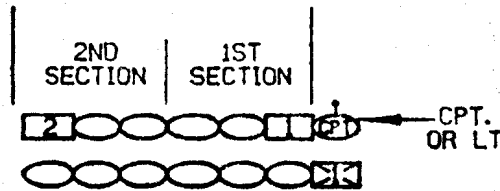


IT CONSISTS OF:
 1 CAPTAIN OR LIEUTENANT
 1 TO 3 SERGEANTS
 2 TO 4 CORPORALS
 14 PRIVATES

FOR A TOTAL OF:
 20 MEN




5.



IT CONSISTS OF:
 1 CAPTAIN OR LIEUTENANT
 1 TO 3 SERGEANTS
 2 TO 4 CORPORALS
 10 PRIVATES

FOR A TOTAL OF:
 16 MEN



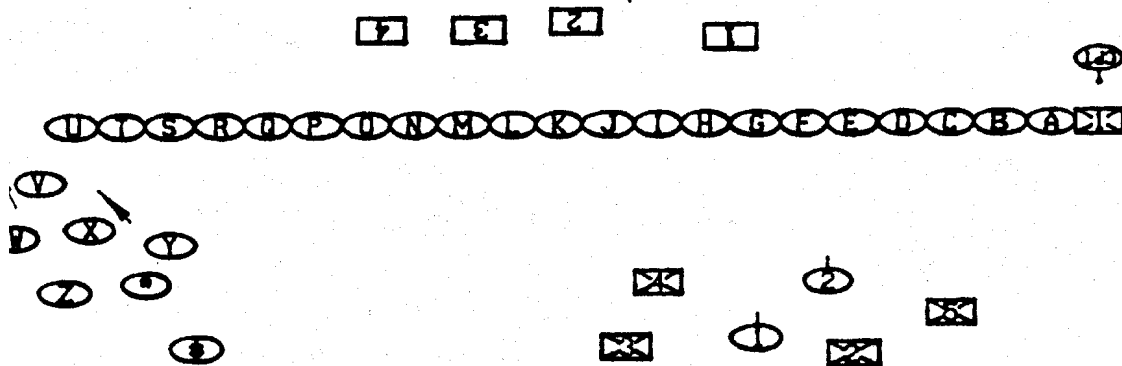
IN ALL THE PREVIOUS EXAMPLES THE RANKS OF THE FILE CLOSERS CAN BE VARIED CONSIDERABLY AND SOME OF THE POSITIONS ELIMINATED IF INSUFFICIENT MEN ARE AVAILABLE. SOME OF THE POSITIONS ARE MORE IMPORTANT TO KEEP THAN OTHERS AND THESE WILL BE POINTED OUT IN THE NEXT SECTION.

FORMING UP

THE PREVIOUS SECTION OF THIS MANUAL DEALT WITH THE COMPOSITION OF AN INFANTRY COMPANY IN LINE OF BATTLE. THIS SECTION WILL EXPLAIN HOW TO TAKE A GROUP OF MEN AND FORM THEM UP INTO THIS FORMATION.

STEP 1. FALL IN

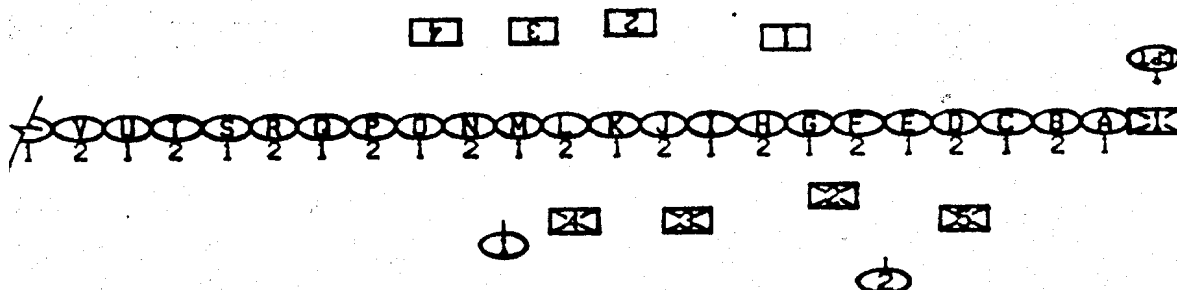
THE COMPANY COMMANDER, WISHING TO ASSEMBLE THE COMPANY, WILL INSTRUCT THE SENIOR SERGEANT TO TAKE A POSITION THAT WILL BE THE RIGHT FLANK OF THE COMPANY. THE SERGEANT WILL THEN SAY LOUDLY 'FALL IN ON ME'. UPON HEARING THIS THE PRIVATES IN THE COMPANY WILL LINE UP IN A SINGLE RANK TO THE LEFT OF THE SERGEANT IN ORDER OF TALLEST TO SHORTEST. THE OFFICERS AND NCO'S OF THE COMPANY WILL ASSEMBLE NEARBY BUT WILL NOT FALL IN WITH THE PRIVATES. THE FOUR SENIOR CORPORALS SHOULD ASSEMBLE IN FRONT OF THE LINE OF MEN AND ALL THE REMAINING OFFICERS AND NCO'S, WHO WILL BE FILE CLOSERS, WILL ASSEMBLE TO THE REAR. IF THERE ARE ADDITIONAL NCO'S BEYOND THOSE NEEDED FOR FILE CLOSERS THEY SHOULD LINE UP WITH THE PRIVATES.



AS THE MEN LINE UP, EACH MAN SHOULD POSITION HIMSELF SO HIS RIGHT ELBOW IS TOUCHING THE LEFT ELBOW OF THE MAN TO HIS RIGHT. EACH MAN SHOULD TURN HIS HEAD TO THE RIGHT TO VISUALLY LINE HIMSELF UP AND KEEP THE LINE STRAIGHT. HIS HEAD SHOULD REMAIN IN THIS POSITION UNTIL ALL THE MEN ARE IN LINE AND THE SERGEANT GIVES THE COMMAND 'FRONT'. THE MEN SHOULD THEN TURN THEIR HEADS TO FACE FRONT.

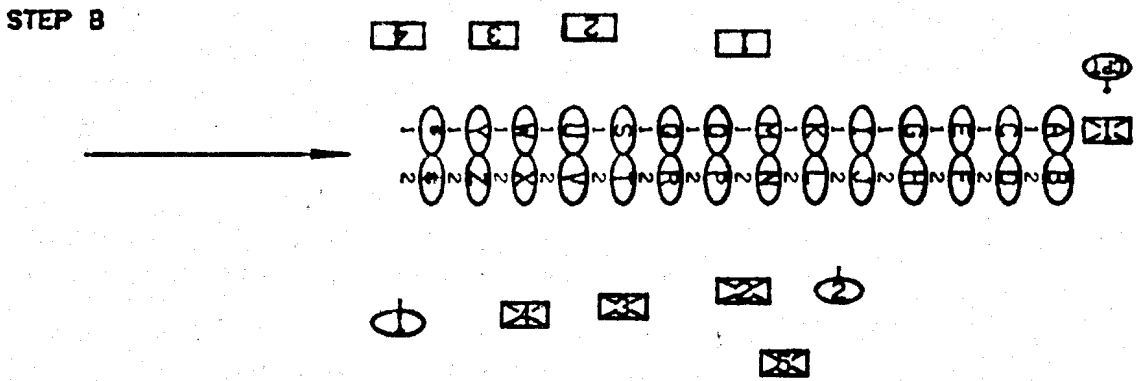
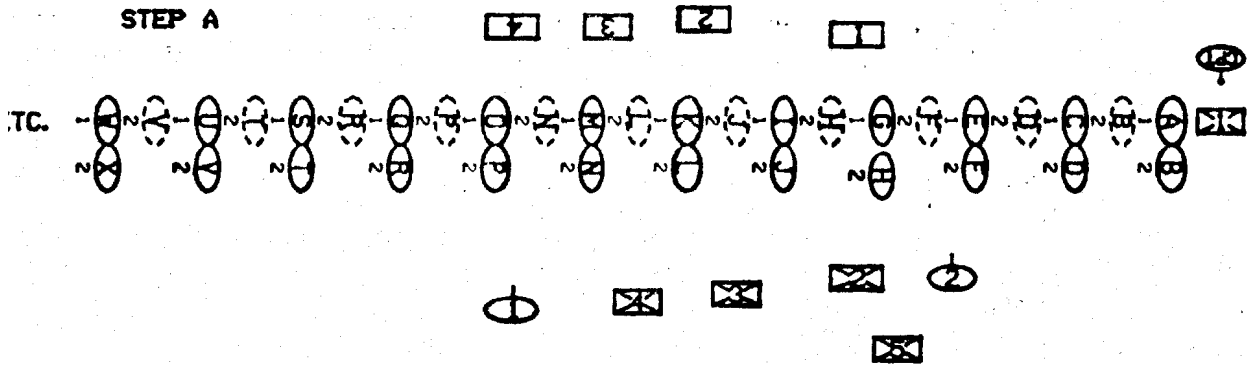
STEP 2. IN EACH FILE COUNT TWO

WHEN THIS COMMAND IS GIVEN THE MAN ON THE FAR RIGHT OF THE COMPANY (NOT THE SERGEANT BUT THE MAN TO HIS LEFT) SHOULD SAY IN A LOUD VOICE 'ONE!'; THE MAN TO HIS LEFT SHOULD SAY 'TWO!'; THE NEXT MAN 'ONE!'; THE NEXT 'TWO!' AND SO ON DOWN THE LINE UNTIL EACH MAN IS NUMBERED EITHER ONE OR TWO.



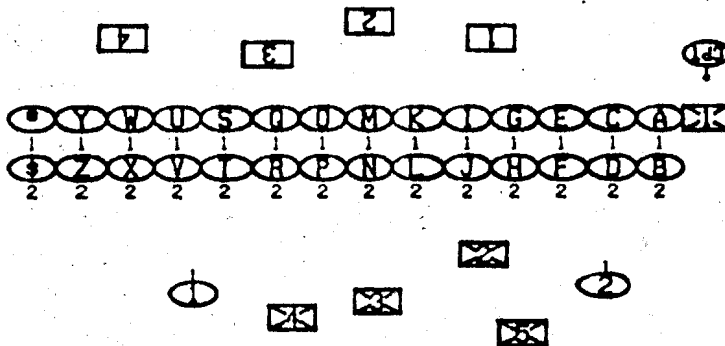
STEP 3. RIGHT FACE

WHEN THIS COMMAND IS GIVEN THE MEN IN LINE SHOULD WAIT UNTIL THE WORD 'FACE' IS SPOKEN AND THEN ALL THE MEN NUMBERED ONE WILL PIVOT IN PLACE TO THE RIGHT ALL THE NUMBER TWOS WILL ALSO TURN TO THE RIGHT BUT THEY WILL ALSO STEP UP AND TO THE RIGHT TO COME ABREAST THE ONES. WHEN THIS IS DONE THERE WILL BE GAPS BETWEEN THE FILES, THE MEN SHOULD MOVE FORWARD TO CLOSE THESE GAPS.



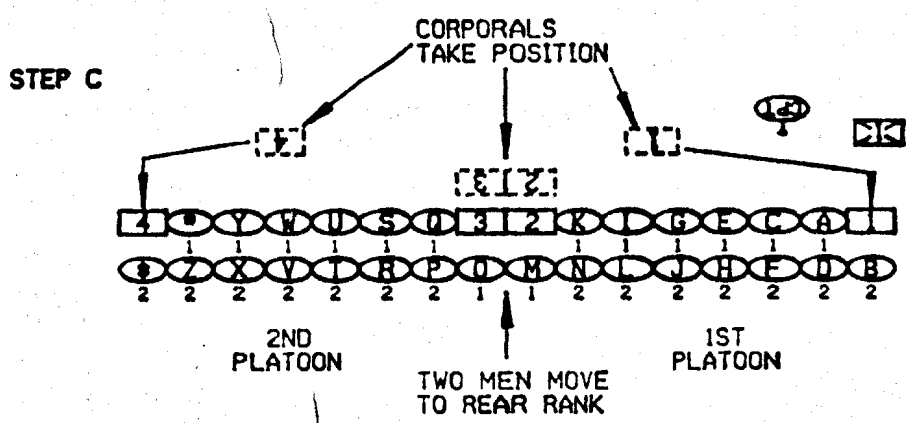
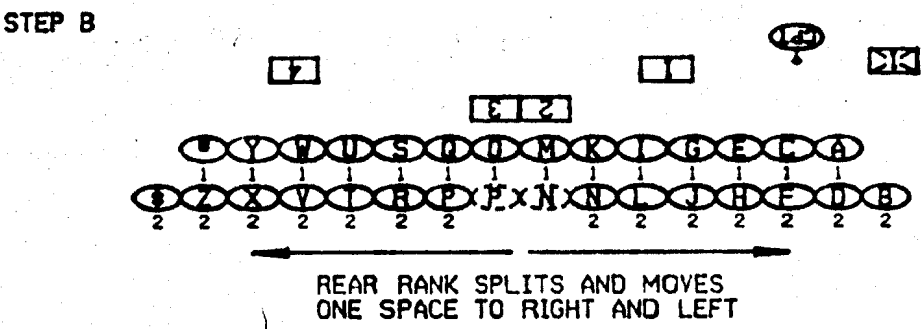
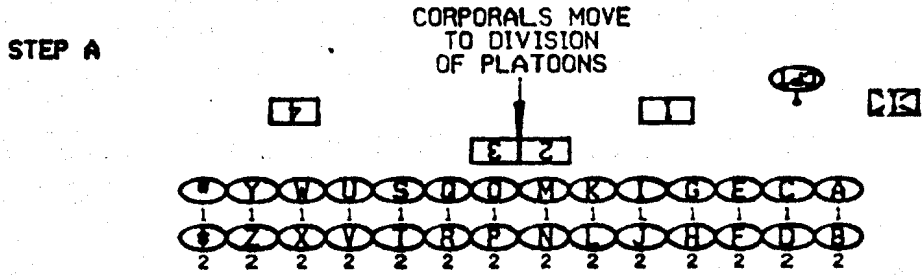
STEP 4. WITHOUT UNDOUBLING, FRONT

ON THE WORD 'FRONT' EACH MAN WILL SIMPLY PIVOT IN PLACE TO THE LEFT TO FACE THE ORIGINAL DIRECTION.

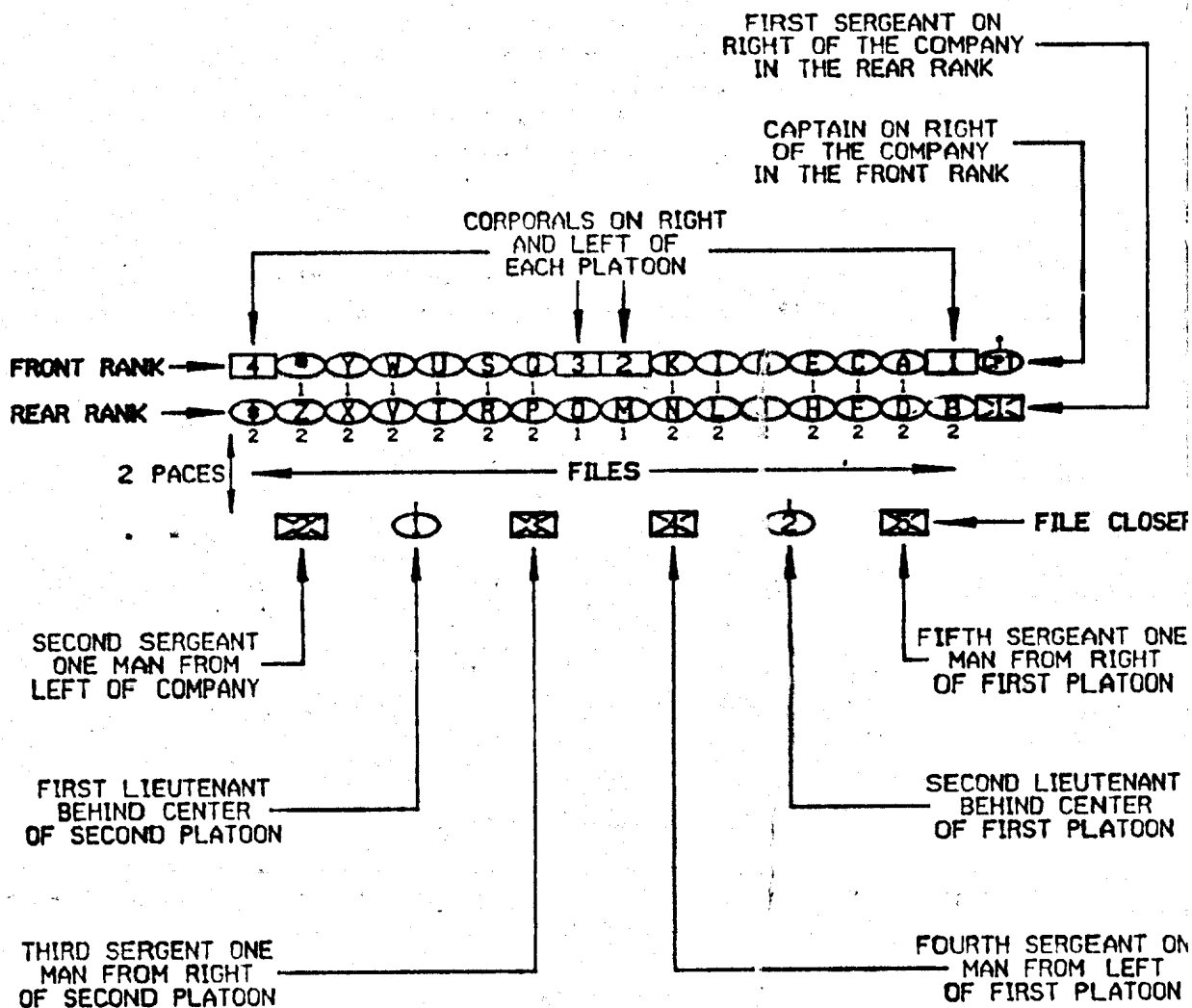


WHEN THIS STAGE IS REACHED IT IS TIME TO INSERT THE FOUR SENIOR CORPORALS INTO THE LINE AND TO POSITION THE FILE CLOSERS, CAPTAIN AND SENIOR SERGEANT. THERE ARE NO SPECIFIC COMMANDS FOR THESE ACTIONS, THE MEN INVOLVED SHOULD BE AWARE OF THEIR PROPER POSITIONS AND THE CAPTAIN AND FIRST SERGEANT SHOULD BE ON HAND TO GIVE DIRECTIONS IF NECESSARY.

THE FIRST STEP IS TO INSERT THE CORPORALS, TO DO THIS IT IS NECESSARY TO DIVIDE THE COMPANY INTO TWO PLATOONS SINCE THE POSITION OF THE CORPORALS IS ON THE FLANKS OF EACH PLATOON. THE SECOND AND THIRD CORPORALS SHOULD COUNT THE NUMBER OF MEN IN THE FRONT RANK AND BY DIVIDING BY TWO DETERMINE WHERE THE DIVISION BETWEEN PLATOONS SHOULD BE. WHEN THIS IS DONE THE TWO CORPORALS SHOULD MOVE TO THIS SPOT. THE CORPORALS ARE TO BE PLACED IN THE FRONT RANK SO ROOM MUST BE MADE FOR THEM. THE MOST EFFICIENT WAY TO DO THIS IS TO HAVE THE REAR RANK SPLIT AND MOVE ONE SPACE TO THE RIGHT AND LEFT AND HAVE THE TWO FRONT RANK PRIVATES MOVE TO THE REAR RANK AND THUS MAKE ROOM FOR THE TWO CORPORALS. THIS MOVEMENT ALSO PROVIDES THE POSITIONS FOR THE OTHER TWO CORPORALS.



AT THIS POINT ALL THAT REMAINS IS TO POSITION THE REMAINING OFFICERS AND NCO'S. IN GENERAL IT WILL BE THE RESPONSIBILITY OF EACH OF THESE MEN TO KNOW WHERE THEY ARE SUPPOSED TO GO BUT THE CAPTAIN AND FIRST SERGEANT SHOU OVERSEE THIS BEFORE RETURNING TO THIER OWN POSITIONS ON THE RIGHT OF THE COMPANY. SHOWN BELOW IS THE FINAL POSITION OF THE COMPANY IN LINE OF BATTLE.



ONCE THE MEN ARE FAMILIAR WITH THIER POSITIONS IT SHOULD BE POSSIBLE TO REASSEMBLE THE COMPANY WITHOUT GOING THROUGH THIS PROCEEDURE. AS ANOTHER ALTERNATIVE IF THE MEN WERE DIVIDED INTO TWO PLATOONS BEFOREHAND, THEY COULD FORM UP IN THIER RESPECTIVE PLATOONS AND AVJD THE STEP OF INSERTING THE CORPORALS INTO THE LINE.

STEP 5. IN EACH RANK COUNT TWOS

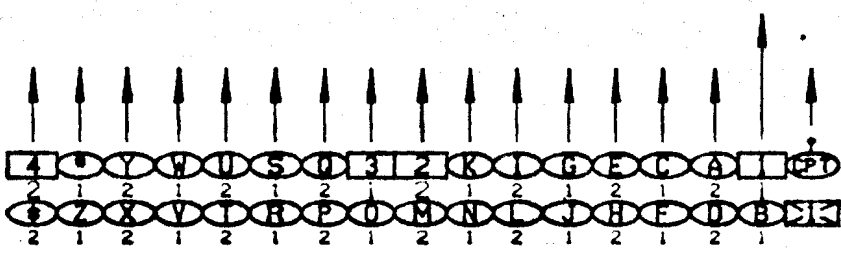
THE LAST STEP IN FORMING UP THE COMPANY IS TO RENUMBER. THIS IS DONE EXACTLY AS IN STEP TWO AND WILL RESULT IN THE MEN IN EACH FILE BEING NUMBERED EITHER ONE OR TWO. THIS NUMBER SHOULD BE REMEMBERED. IT SHOULD BE NOTICED THAT THE WORDING OF THIS COMMAND IS SLIGHTLY CHANGED FROM WHAT IT WAS IN STEP TWO.



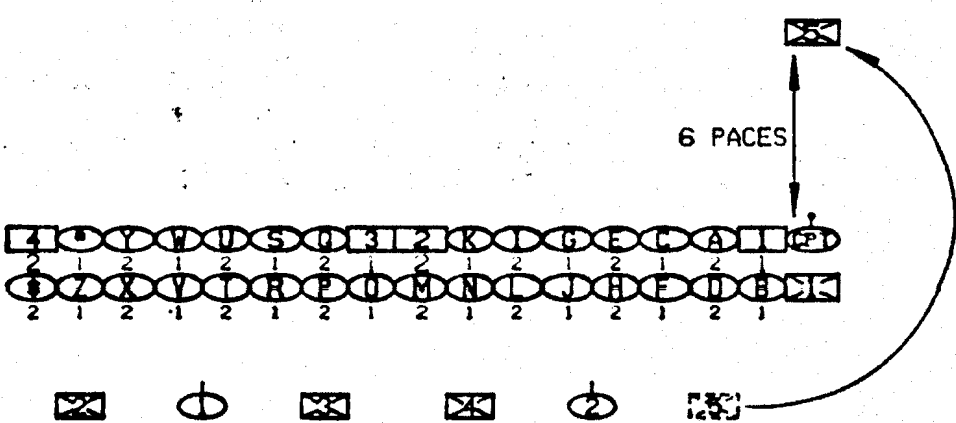
MANUEVERING IN LINE OF BATTLE

1. FORWARD, MARCH

ON THE COMMAND 'MARCH' THE MEN WILL STEP OFF IN UNISON WITH THE LEFT FOOT. THE RIGHTMOST MAN IN THE FRONT RANK WILL CHOOSE A POINT IN FRONT OF HIM AND MARCH DIRECTLY TOWARDS IT. EACH MAN WILL TOUCH THE ELBOW OF THE MAN TO HIS RIGHT WITH HIS RIGHT ELBOW TO KEEP THE PROPER SPACING. IF MUSIC IS NOT AVAILABLE AN NCO SHOULD CALL THE CADENCE TO HELP THE MEN KEEP STEP. THE COMPANY SHOULD PROCEED FORWARD UNTIL THE COMMAND 'HALT' IS GIVEN. THEN THE COMPANY SHOULD IMMEDIATELY HALT AND DRESS IT'S LINES.



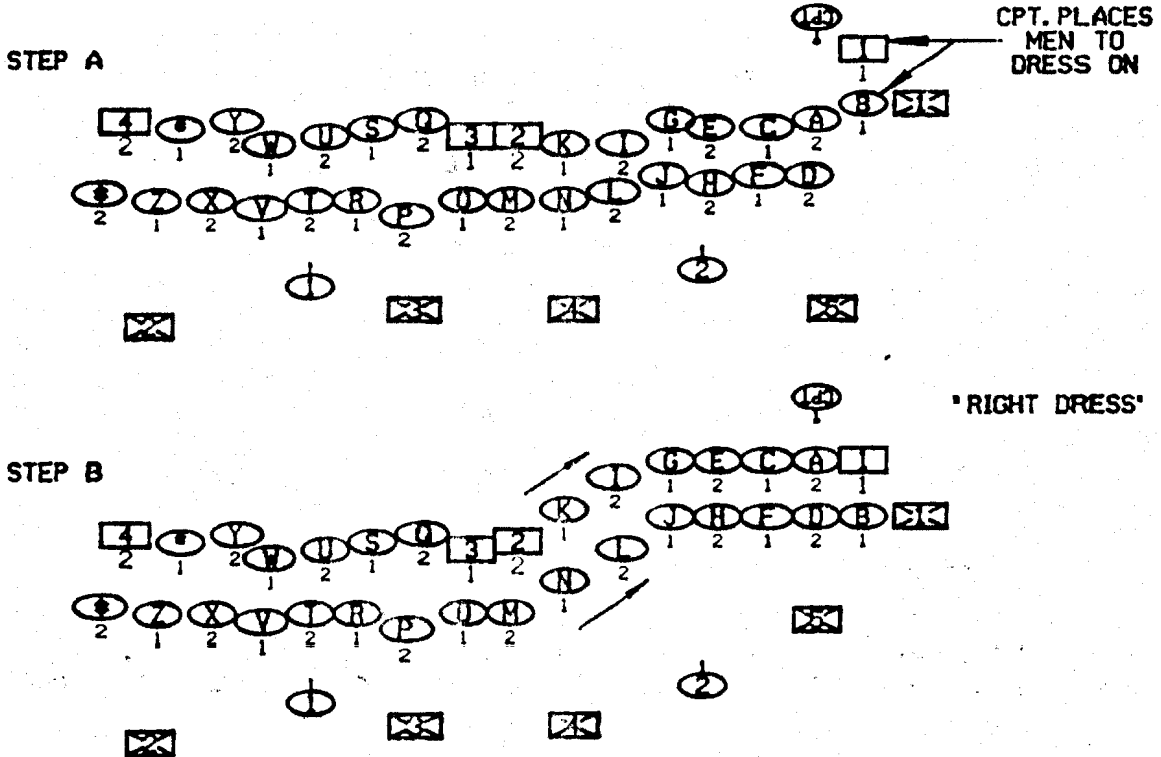
IF THE MEN ARE NEW TO THIS DRILL IT MAY BE HELPFUL TO PLACE AN EXPERIENCED NCO IN FRONT OF THE COMPANY TO SET THE PACE AND ACT AS A GUIDE. IF THIS IS DONE, ON THE PREPARATORY COMMAND 'FORWARD' THE DESIGNATED NCO WILL PLACE HIMSELF SIX PACES IN FRONT OF THE CAPTAIN. ON THE COMMAND 'MARCH' THE COMPANY WILL SET OFF AS BEFORE.



2. DRESS RIGHT (DRESS LEFT)

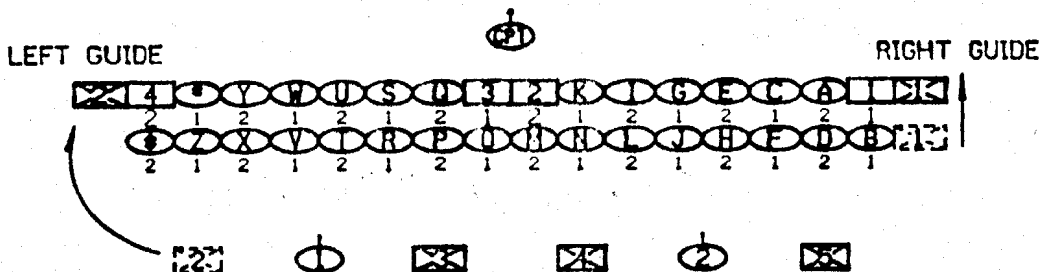
IF THE LINE BECOMES DISORDERED THIS COMMAND CAN BE USED TO REGAIN IT'S ALIGNMENT. WHEN THE COMMAND IS GIVEN THE MEN WILL TURN THIER HEADS TO THE RIGHT (OR LEFT) AND ADJUST THE LINE BY EYE AND BY TOUCHING ELBOWS. THIER HEADS WILL REMAIN TURNED UNTIL THE COMMAND 'FRONT' IS GIVEN.

PRIOR TO GIVING THE COMMAND THE CAPTAIN MAY WISH TO POSITION THE RIGHT OR LEFT MEN OF THE COMPANY SEVERAL PACES TO THE FRONT OR REAR OF THE LINE AND THEN GIVE THE ORDER. THE COMPANY SHOULD THEN MOVE TO DRESS ON THESE MEN. THE FILE CLOSERS SHOULD ADJUST THEMSELVES TO MAINTAIN THE PROPER POSITION AND SPACING AUTOMATICALLY. IF THE CAPTAIN PLACES THE MEN TO THE REAR OF THE LINE THE COMMAND IS 'RIGHT (OR LEFT) BACKWARDS, DRESS'.



3. GUIDE LEFT (GUIDE RIGHT)

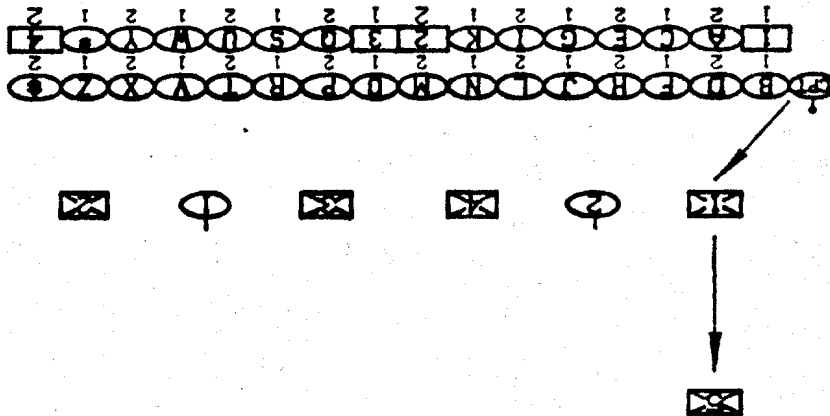
WHEN MOVING THE COMPANY IN LINE OF BATTLE IT IS SOMETIMES DESIRABLE TO PLACE A SERGEANT ON THE LEFT END OF THE LINE TO HELP KEEP THE LINE STRAIGHT. THIS WILL USUALLY BE THE SECOND SERGEANT AND IN THIS POSITION HE IS CALLED THE LEFT GUIDE. WHEN THE COMMAND 'GUIDE LEFT' IS GIVEN THE SECOND SERGEANT WILL PLACE HIMSELF ON THE LEFT END OF THE FIRST RANK. HE WILL REMAIN THERE UNTIL THE COMPANY HALTS OR ASSUMES A DIFFERENT FORMATION. ON SOME OCCAIS ONS THE CAPTAIN WILL LEAVE HIS POSITION ON THE RIGHT OF THE COMPANY. WHEN THIS HAPPENS HE MAY ORDER 'GUIDE RIGHT' AND THE FIRST SERGEANT SHOULD THEN TAKE THE CAPTAIN'S PLACE IN THE FRONT RANK. WHEN 'GUIDE LEFT' IS COMMANDED, THE MEN WILL KEEP THEIR ALIGNMENT BY TOUCHING WITH THIER LEFT ELBOWS INSTEAD OF THIER RIGHT.



IT IS EXTREMELY IMPORTANT THAT THIS COMMAND IS NOT CONFUSED WITH 'DRESS RIGHT' OR 'DRESS LEFT'.

4. ABOUT FACE

WHEN THE COMMAND 'FACE' IS GIVEN, THE MEN IN THE RANKS WILL SIMPLY PIVOT 180 DEGREES AROUND (TO THE RIGHT) AND FACE TO THE REAR. THE FILE CLOSERS WILL ALSO TURN AND KEEP THEIR POSITIONS, THEY WILL NOW BE IN THE LEAD. THE FIFTH SERGEANT SHOULD TURN AND MOVE FORWARD UNTIL HE IS SIX PACES IN FRONT OF THE FILE CLOSERS. THE FIRST SERGEANT SHOULD TAKE HIS PLACE IN THE FILE CLOSERS. THE CAPTAIN SHOULD TAKE THE FIRST SERGEANT'S PLACE IN THE SECOND RANK (NOW LEADING). IT IS IMPORTANT TO REALIZE THAT GIVING THIS COMMAND DOES NOT CHANGE THE TRUE FRONT OF THE COMPANY AND THIS POSITION SHOULD ONLY BE USED FOR SHORT MOVEMENTS. IF THE COMMANDER WISHES OPERATE FACING IN THIS DIRECTION HE SHOULD WHEEL THE COMPANY AROUND (EXPLAINED LATER). AFTER FACING ABOUT IF ANOTHER 'ABOUT FACE' IS GIVEN, THE COMPANY WILL RESUME IT'S ORIGINAL POSITION.



4A. RIGHT ABOUT, MARCH

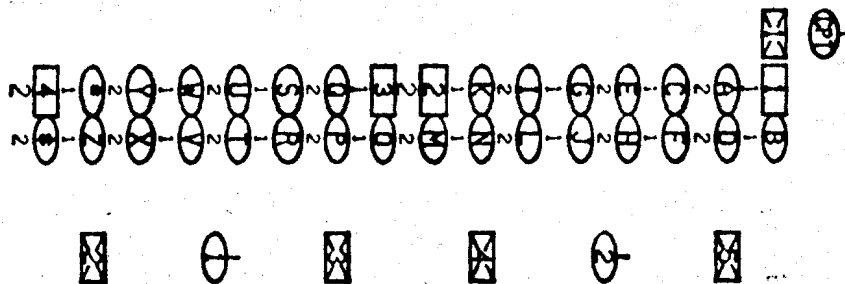
THIS COMMAND IS IDENTICAL TO 'ABOUT FACE' EXCEPT THAT IT IS GIVEN WHILE MARCHING. ON THE WORD 'MARCH' THE COMPANY WILL FACE TO THE REAR AND CONTINUE MARCHING. THE SERGEANTS AND CAPTAIN WILL TAKE THE POSITIONS DESCRIBED ABOVE.

4B. RIGHT ABOUT, HALT

THIS IS IDENTICAL TO 'RIGHT ABOUT, MARCH' EXCEPT THAT AFTER TURNING THE COMPANY WILL IMMEDIATELY HALT. THIS COMMAND WILL OFTEN BE GIVEN IF THE COMPANY IS ALREADY TURNED AROUND AND MARCHING TO THE REAR, IN WHICH CASE THE COMPANY WILL RESUME IT'S ORIGINAL FACING AND POSITIONS.

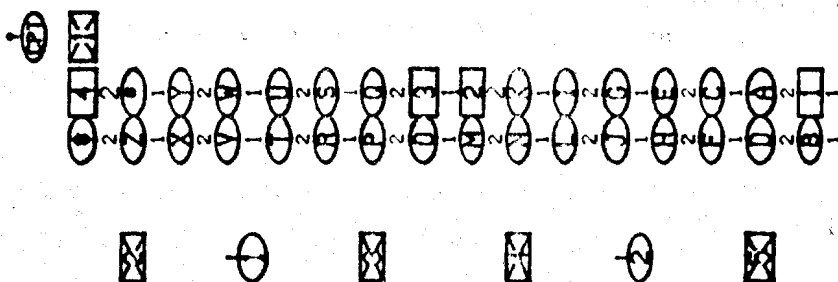
5. WITHOUT DOUBLING, RIGHT FACE

THIS COMMAND WILL FACE THE COMPANY BY THE RIGHT FLANK WITHOUT DOUBLING THE LINE. DOUBLING AND UNDOUBLING ARE EXTREMELY IMPORTANT CONCEPTS AND WILL BE EXPLAINED LATER. ON THE COMMAND 'FACE' THE MEN WILL PIVOT IN PLACE TO THE RIGHT. THE FILE CLOSERS WILL KEEP THEIR POSITIONS AND THE CAPTAIN AND FIRST SERGEANT WILL TAKE POSITIONS TO THE LEFT OF THE COMPANY'S NEW FACING.



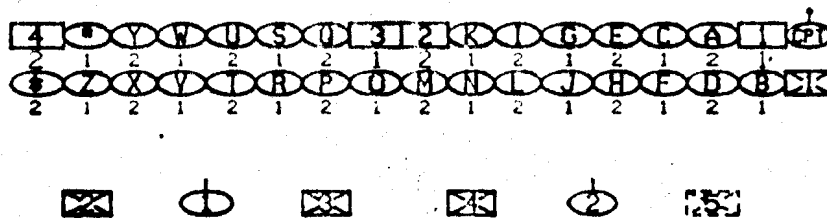
6. WITHOUT DOUBLING, LEFT FACE

THIS COMMAND IS IDENTICAL TO 'WITHOUT DOUBLING, RIGHT FACE' EXCEPT THAT THE MEN FACE TO THE LEFT. THE CAPTAIN AND FIRST SERGENT WILL MOVE TO THE FRONT OF THE LINE AS SHOWN.



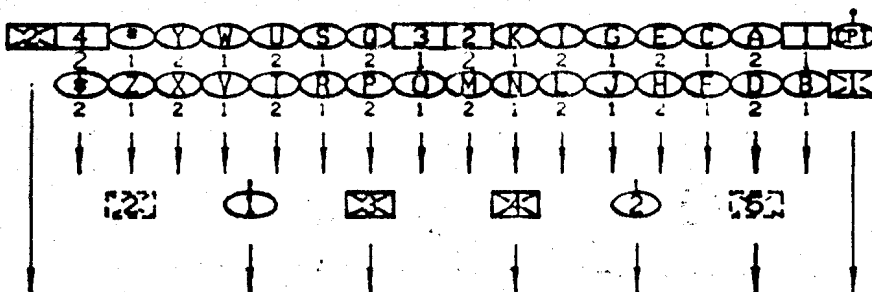
7. FRONT

IF THE COMPANY IS FACING BY THE RIGHT FLANK OR BY THE LEFT FLANK, THIS COMMAND WILL CAUSE IT TO RESUME IT'S ORIGINAL FACING AND POSITION.



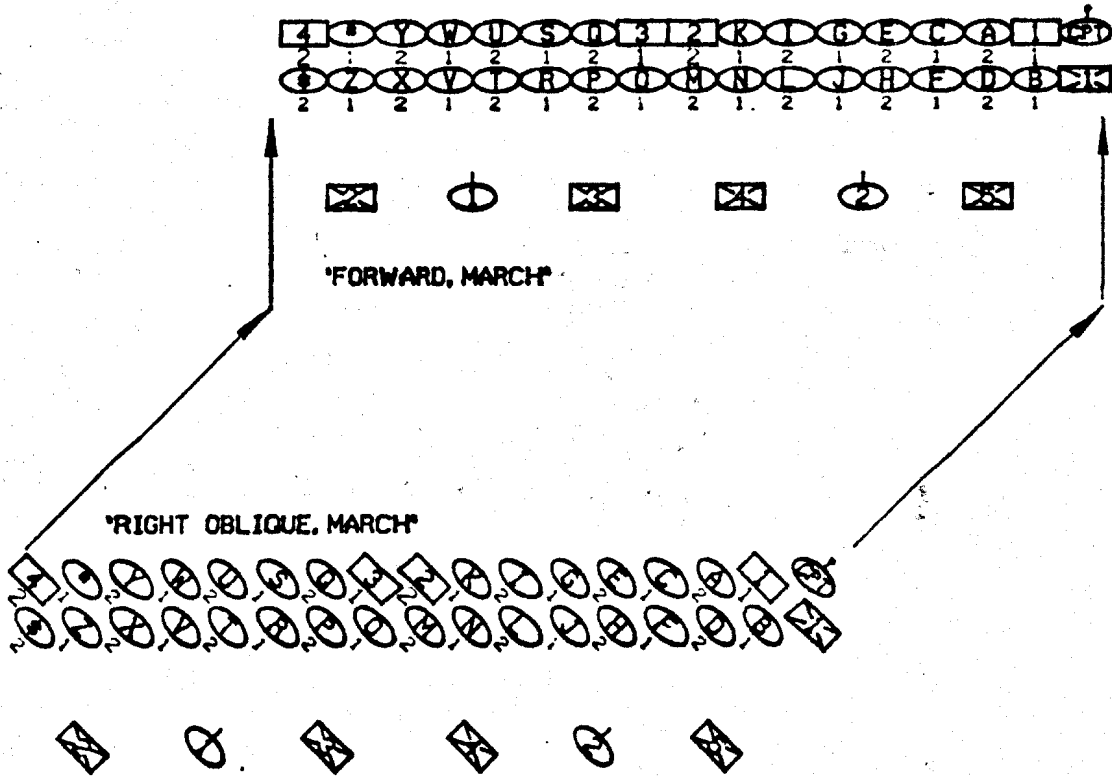
8. BACKWARD, GUIDE LEFT, MARCH

WITH THIS COMMAND THE CAPTAIN CAN CAUSE THE COMPANY TO MARCH BACKWARDS. NOTE THAT IN THIS CASE, POSITIONING THE LEFT GUIDE IS MANDATORY. WHEN THE LEFT GUIDE HAS REACHED HIS POSITION THE CAPTAIN WILL GIVE THE ORDER 'MARCH' AND THE COMPANY WILL MARCH BACKWARDS. THE LENGTH OF STRIDE SHOULD BE ABOUT HALF THE NORMAL. GREAT CARE SHOULD BE TAKEN TO KEEP THE RANKS STRAIGHT. THE FILE CLOSERS SHOULD ASSIST IN THIS IF NECESSARY.




9. RIGHT OBLIQUE, MARCH

THIS COMMAND CAN BE GIVEN WHILE THE COMPANY IS MARCHING OR FROM A HALT. ON THE WORD 'MARCH' EACH MAN WILL TURN 45 TO THE RIGHT AND MARCH FORWARD ON THIS NEW LINE. THE MEN CAN NO LONGER MAINTAIN THEIR SPACING BY TOUCHING ELBOWS IN THIS POSITION SO THEY MUST DO SO BY EYE. TO RESUME THE ORIGINAL DIRECTION OF MARCH THE COMMAND 'FORWARD, MARCH' IS GIVEN. NOTE THAT IT WOULD BE POSSIBLE TO GIVE ADDITIONAL OBLIQUE COMMANDS OR TO HALT THE COMPANY WITHOUT RESUMING THE ORIGINAL DIRECTION.



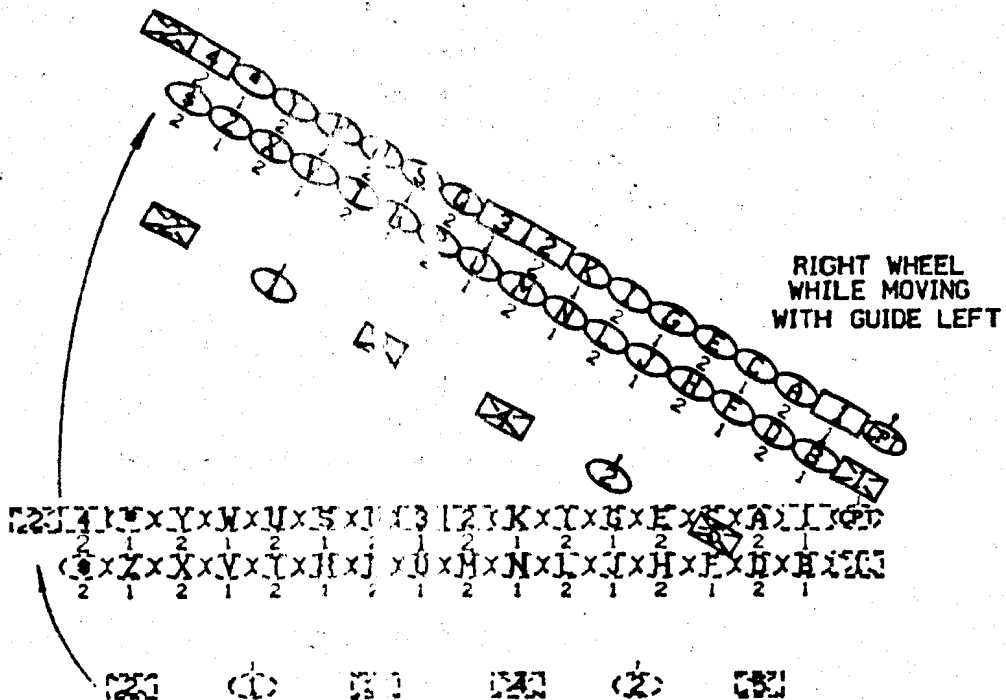
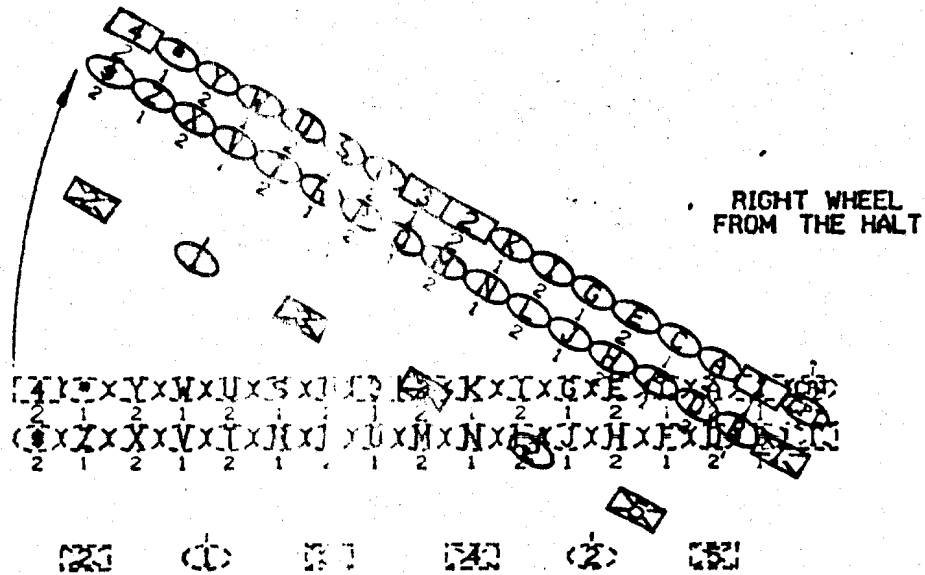
10. LEFT OBLIQUE, MARCH

THIS COMMAND IS IDENTICAL TO 'RIGHT OBLIQUE, MARCH' EXCEPT THAT THE MEN TURN 45 DEGREES TO THE LEFT.



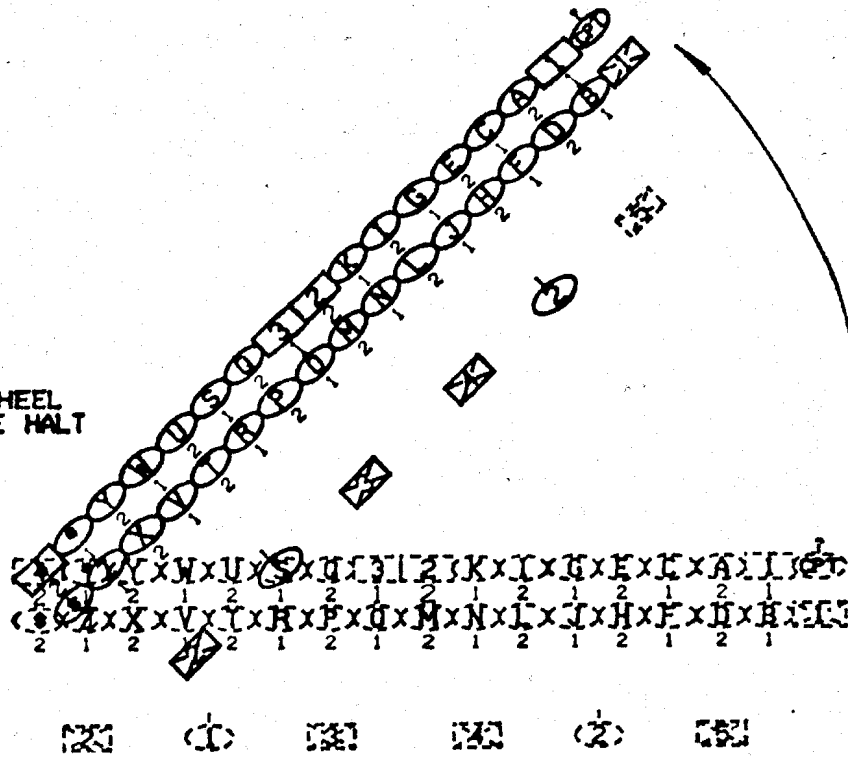
12. RIGHT WHEEL, MARCH

THIS COMMAND CAN BE GIVEN WHEN THE COMPANY IS MOVING OR FROM A HALT. THE MANUEVER WILL BE CARRIED OUT SLIGHTLY DIFFERENTLY DEPENDING IF THE COMPANY IS MOVING OR NOT. IF THE COMPANY IS HALTED, WHEN THE COMMAND 'MARCH' IS GIVEN THE RIGHTMOST MAN IN THE FRONT RANK WILL MARK TIME AND PIVOT IN PLACE SLOWLY TO THE RIGHT. THE REST OF THE LINE WILL SWING TO THE RIGHT USING THIS MAN AS THE PIVOT POINT THE LEFTMOST MAN IN THE LINE WILL MARCH AT A NORMAL PACE AND ALL THE MEN DOWN THE LINE WILL ADJUST THEIR PACE TO KEEP THE LINE STRAIGHT DURING THE WHEEL. IF THE COMPANY IS IN MOTION WHEN THE COMMAND IS GIVEN, THE MANUEVER IS ALMOST IDENTICAL EXCEPT THE RIGHTMOST MAN INSTEAD OF PIVOTING IN PLACE WILL MARCH ALONG A SHORT ARC. IN BOTH CASES THE WHEEL WILL CONTINUE UNTIL EITHER THE COMMAND 'HALT' IS GIVEN IN WHICH CASE THE COMPANY WILL IMMEDIATELY HALT, OR THE COMMAND 'FORWARD, MARCH' IS GIVEN UPON WHICH THE COMPANY WILL STOP WHEELING AND MARCH OFF IN A STRAIGHT LINE.

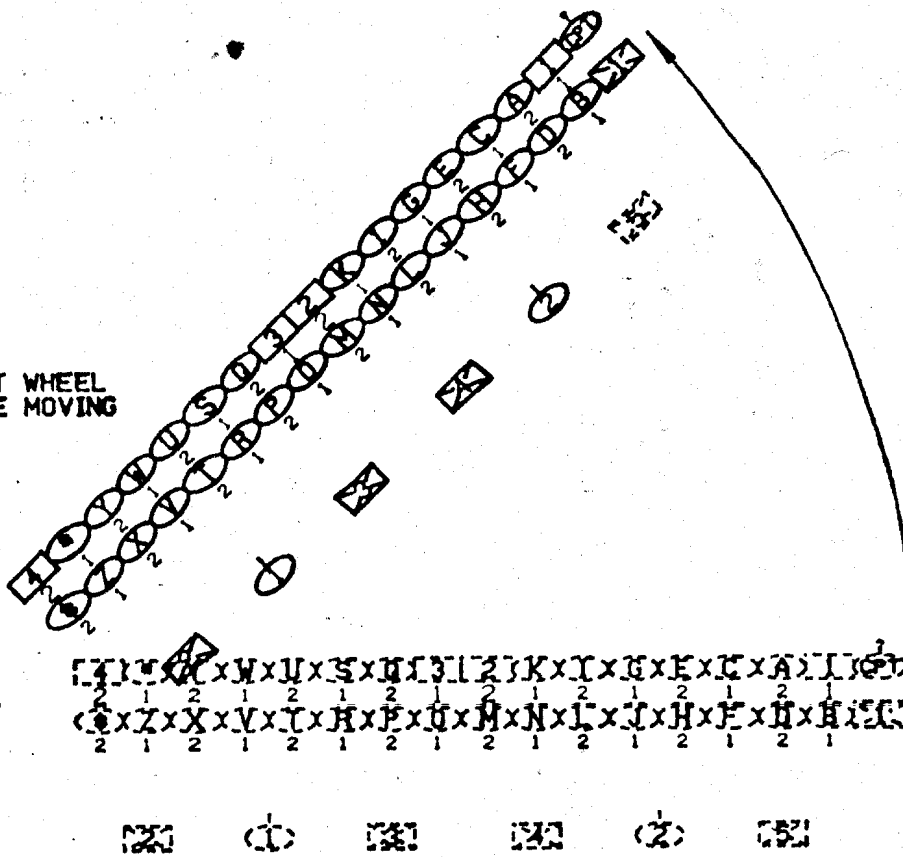


THIS COMMAND IS IDENTICAL TO 'RIGHT WHEEL, MARCH' EXCEPT THAT THE LINE SWINGS TO THE LEFT INSTEAD OF TO THE RIGHT. THE LEFTMOST MAN IN THE LINE BECOMES THE PIVOT MAN.

LEFT WHEEL FROM THE HALT



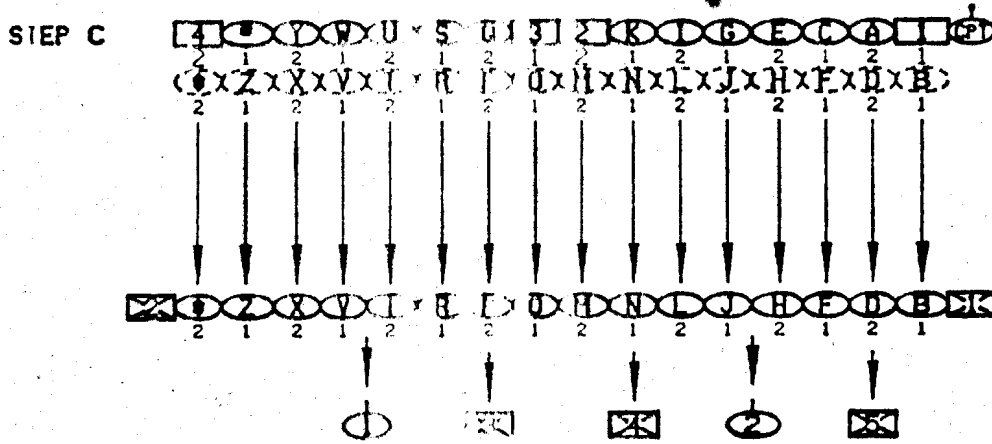


LEFT WHEEL WHILE MOVING



14. TO THE REAR OPEN ORDER, MARCH

THIS COMMAND IS USED TO OPEN A SPACE BETWEEN THE FRONT AND REAR RANK BY MOVING THE REAR RANK BACKWARDS. UPON RECEIVING THIS COMMAND THE CAPTAIN WILL PLACE THE LEFT GUIDE ON THE LEFT OF THE REAR RANK BY COMMANDING: 'GUIDE LEFT, REAR RANK'.

ON THE COMMAND 'TO THE REAR OPEN ORDER' THE LEFT GUIDE AND FIRST SERGEANT WILL STEP FOUR PACES BACKWARDS AND HALT. THE CAPTAIN WILL WAIT UNTIL THEY ARE IN POSITION AND THEN ORDER 'MARCH'. THE REAR RANK WILL THEN MOVE BACKWARDS AND ALIGN THEMSELVES ON THE LEFT GUIDE AND FIRST SERGEANT. THE FILE CLOSERS WILL ALSO MOVE BACKWARDS TO KEEP THEIR PROPER SPACING.



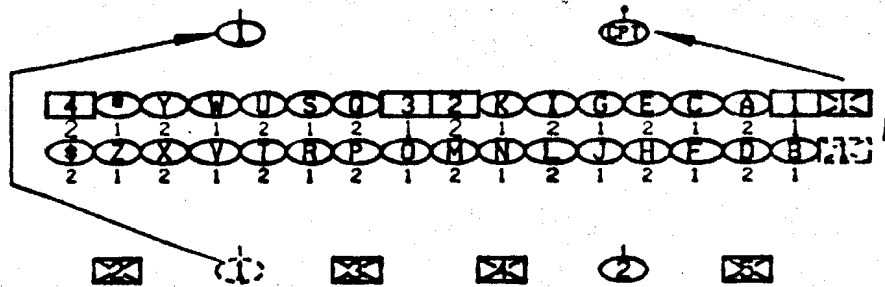
15. CLOSE ORDER, MARCH

THIS COMMAND WILL CAUSE THE COMPANY TO RESUME THE LINE OF BATTLE IN CLOSE ORDER. ON THE COMMAND 'MARCH', THE REAR RANK WILL MARCH FORWARD AND HALT AT IT'S NORMAL SPACING FROM THE FRONT RANK. THE LEFT GUIDE WILL RESUME HIS POSITION WITH THE FILE CLOSERS.

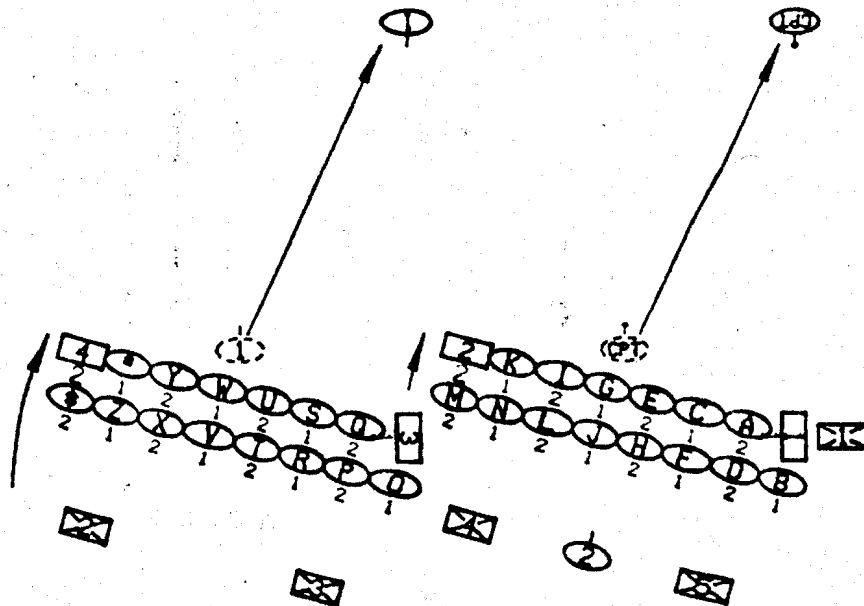
16. BY PLATOON, RIGHT WHEEL, MARCH

THIS COMMAND WILL CAUSE THE TWO PLATOONS OF THE COMPANY TO INDIVIDUALLY WHEEL TO THE RIGHT. UNLIKE OTHER WHEELS THIS WHEEL IS MEANT TO BE ONLY A 90 DEGREE WHEEL AND WILL NOT USUALLY BE STOPPED AT A DIFFERENT ANGLE. THIS COMMAND HAS TWO VARIATIONS DEPENDING ON WHETHER THE CAPTAIN WISHES TO STOP AND DRESS THE LINES AFTER THE WHEEL OR IF HE WISHES TO WHEEL AND CONTINUE MARCHING. THE FORMER METHOD WILL BE DESCRIBED FIRST. BOTH METHODS WILL USUALLY BE INITIATED WITH THE COMPANY HALTED.

ON THE COMMAND 'BY PLATOON, RIGHT WHEEL' THE CAPTAIN WILL PLACE HIMSELF TWO PACES IN FRONT OF THE CENTER OF THE FIRST PLATOON. THE FIRST LIEUTENANT WILL MOVE AROUND THE LEFT FLANK OF THE COMPANY AND TAKE A SIMILAR POSITION IN FRONT OF THE SECOND PLATOON. THE FIRST SERGEANT WILL MOVE INTO THE CAPTAIN'S FORMER POSITION.



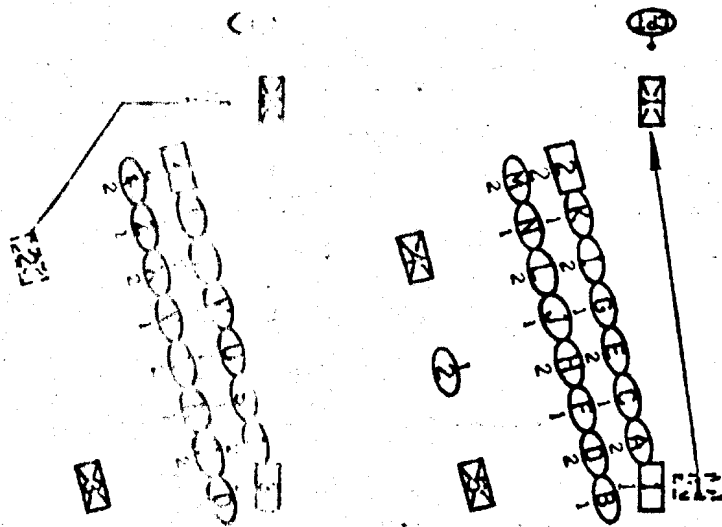
ON THE COMMAND 'MARCH' THE RIGHTMOST MAN IN EACH PLATOON (IN THIS CASE CORPORALS 1 AND 3) WILL MAKE A FULL RIGHT FACE. THE CAPTAIN AND FIRST LIEUTENANT WILL MOVE FORWARD TO A SPOT JUST BEYOND WHERE THE LEFT OF EACH WHEELING PLATOON WILL PASS AND DIRECTLY OPPOSITE THE CORPORALS. THEY WILL FACE BACK TOWARDS THE COMPANY. THE REST OF EACH PLATOON WILL MAKE A RIGHT WHEEL USING THE CORPORALS AS A PIVOT POINT.



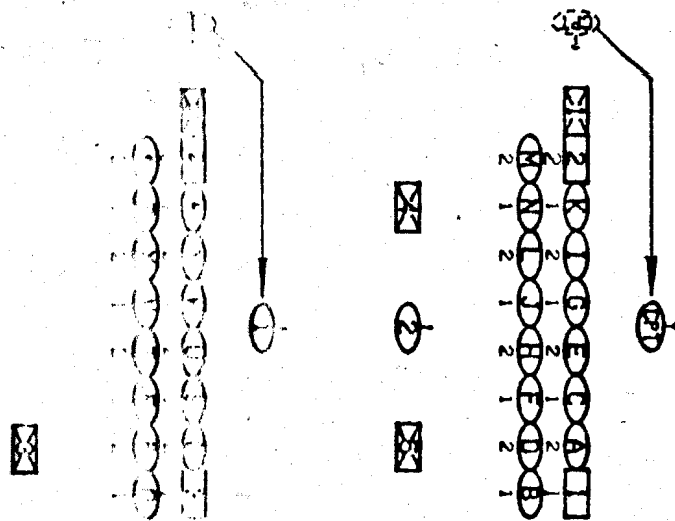
NOTE THAT THE FIRST SERGEANT STANDS FAST WHILE THE FILE CLOSERS WHEEL WITH THEIR PLATOONS.

CONTINUED ON NEXT PAGE

WHEN THE LEFT OF EACH WHEELING PLATOON REACHES THREE PACES FROM VERTICAL THE CAPTAIN AND FIRST LIEUTENANT WILL ORDER 'PLATOON, HALT'. THE FIRST AND SECOND SERGEANTS WILL MOVE TO PLACE THEMSELVES OPPOSITE THE CAPTAIN AND FIRST LIEUTENANT. THEY SHOULD BE CAREFUL THAT THE LINE THEY FORM WITH THE PIVOT CORPORALS IS PERPENDICULAR TO THE ORIGINAL FRONT OF THE COMPANY.



THE CHIEF OF EACH PLATOON (THE CAPTAIN AND FIRST LIEUTENANT) WILL NOW ORDER 'LEFT DRESS'. THE MEN WILL MOVE TO ALIGN THEMSELVES ON THE LEFT GUIDE AS DESCRIBED IN NUMBER 2. THE CHIEF OF PLATOON WILL THEN PLACE THEMSELVES TWO PACES IN FRONT OF THE CENTER OF THEIR PLATOONS.



THE RESULTING FORMATION IS KNOWN AS A COLUMN OF PLATOONS OR SOMETIMES JUST AS A COLUMN.

16A. BY PLATOON, RIGHT WHEEL, MARCH (CONTINUE MOVING)

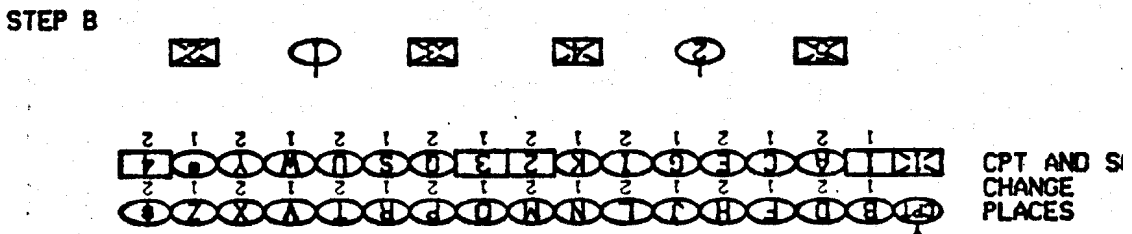
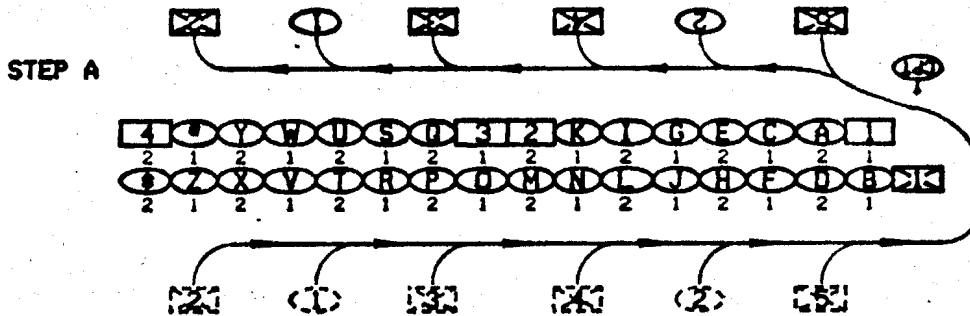
THIS MANUEVER IS CARRIED OUT THE SAME AS THE PREVIOUS ONE EXCEPT THAT THE PIVOT CORPORALS DO NOT FACE TO THE RIGHT. INSTEAD THEY WHEEL NORMALLY AND WHEN THE PLATOONS COMPLETE A 90 DEGREE TURN THEY WILL BE ORDERED TO 'FORWARD MARCH' INSTEAD OF 'HALT'. THE SERGEANTS MUST TAKE UP THEIR POSITIONS AS DESCRIBED AND THE PLATOONS WILL 'GUIDE LEFT'.

17. BY PLATOON, LEFT WHEEL, MARCH

THIS MANUEVER IS CARRIED OUT EXACTLY LIKE A RIGHT WHEEL BY PLATOONS, THE ONLY DIFFERENCE IS THAT THE PLATOONS WHEEL TO THE LEFT INSTEAD OF TO THE RIGHT AND THE FIRST AND SECOND SERGEANTS TAKE A 'RIGHT GUIDE' POSITION.

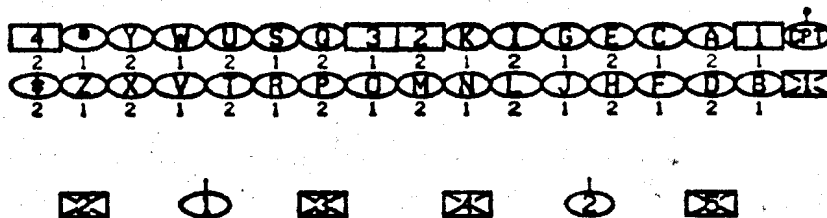
18. FACE BY THE REAR RANK. COMPANY. ABOUT FACE

THIS COMMAND WILL FACE THE COMPANY TO THE REAR JUST LIKE THE COMMAND 'ABOUT FACE' BUT IT IS DONE WITH THE INTENTION OF BEING ABLE TO FIRE TO THE REAR SO IT IS NECESSARY TO MOVE THE FILE CLOSERS. ON THE COMMAND 'FACE BY THE REAR RANK' THE CAPTAIN WILL STEP ONE PACE FORWARD AND FACE TO THE REAR, THE FILE CLOSERS WILL MOVE AROUND THE RIGHT FLANK OF THE COMPANY BETWEEN THE CAPTAIN AND FIRST SERGEANT AND TAKE UP THEIR PROPER POSITIONS TWO PACES IN FRONT OF THE COMPANY. ON THE COMMAND 'COMPANY, ABOUT FACE' THE COMPANY WILL PIVOT 180 DEGREES AND FACE TO THE REAR.



19. FACE BY THE FRONT RANK. COMPANY. ABOUT FACE

THIS COMMAND WILL EXACTLY REVERSE THE PROCEEDURE FOR FACING BY THE REAR RANK AND WILL PLACE THE COMPANY BACK IN IT'S ORIGINAL FACING.

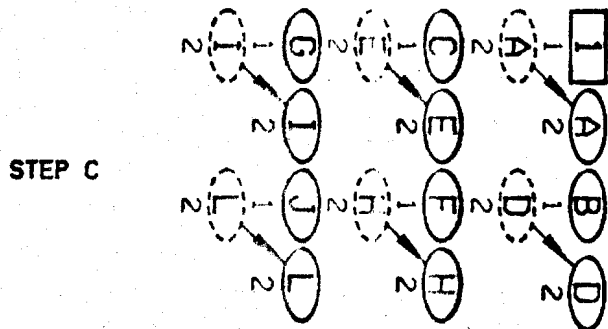
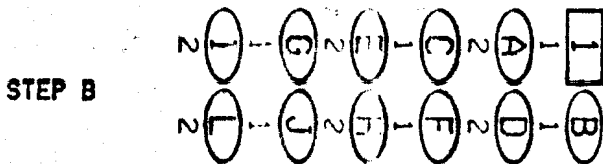


PRINCIPLES OF DOUBLING AND UNDOUBLING

SIMPLY PUT, DOUBLING MEANS TO TURN A SINGLE RANK OF MEN INTO 2 RANKS (OR 2 RANKS INTO 4 RANKS). UNDOUBLING MEANS TO TAKE 2 RANKS AND TURN IT INTO 1 RANK (OR 4 RANKS INTO 2 RANKS). THIS IS ONE OF THE MOST IMPORTANT THINGS FOR A SOLDIER TO LEARN SINCE MANY MANUEVERS DEPEND ON DOUBLING OR UNDOUBLING TO WORK.

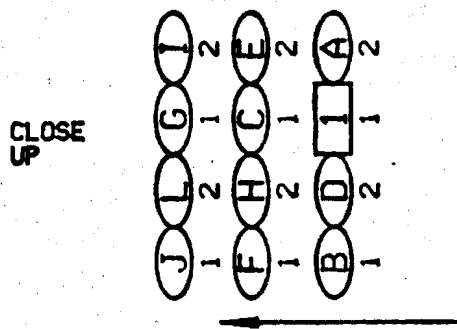
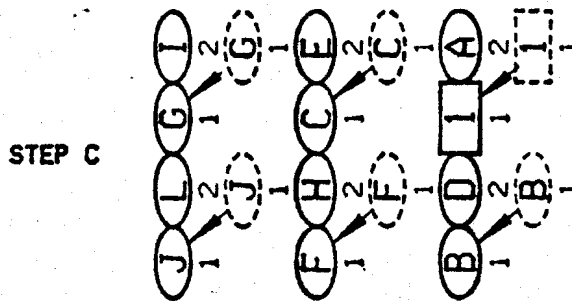
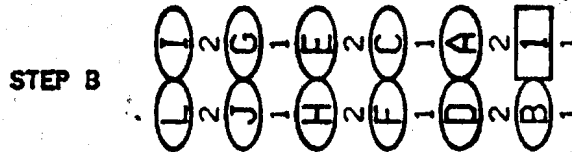
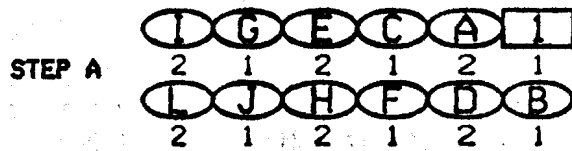
THE PROCESS OF DOUBLING OR UNDOUBLING IS ACTUALLY QUITE SIMPLE BUT IT REQUIRES THAT EVERY MAN IN THE COMPANY PAY ATTENTION AND BE AWARE OF HIS POSITION AT ANY GIVEN TIME. EACH MAN'S RESPONSIBILITY WHEN DOUBLING OR UNDOUBLING WILL DEPEND ON WHETHER HIS NUMBER IS ONE OR TWO. THIS MEANS THAT WHEN THE COMPANY COUNTS OFF IT IS VITAL THAT EACH MAN REMEMBERS IF HE IS A ONE OR A TWO.

ANOTHER IMPORTANT THING TO REMEMBER IS THAT IN MOST CASES THERE WILL BE NO SPECIFIC ORDER GIVEN TO DOUBLE OR UNDOUBLE, INSTEAD IT WILL BE AN AUTOMATIC PART OF SOME OTHER COMMAND. FOR EXAMPLE: IF THE COMPANY IS ASSEMBLED (AND NUMBERED) IN LINE OF BATTLE AND IS GIVEN THE COMMAND 'RIGHT FACE' THE COMPANY WILL FACE TO THE RIGHT AND DOUBLE BY HAVING ALL THE TWOS TURN RIGHT AND STEP UP AND TO THE RIGHT TO COME ABREAST THE ONES. THIS IS ILLUSTRATED BELOW:



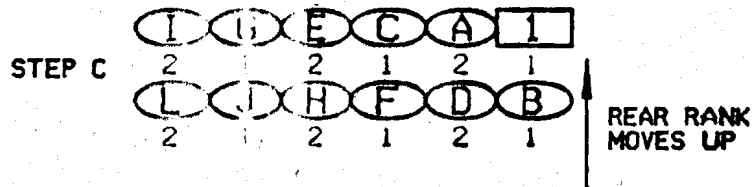
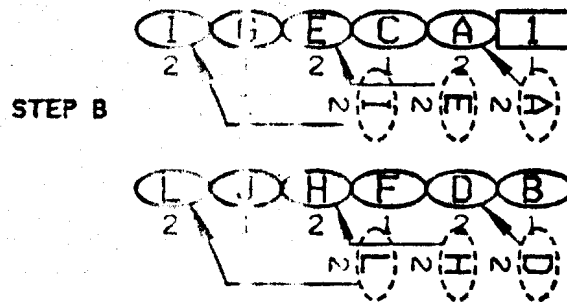
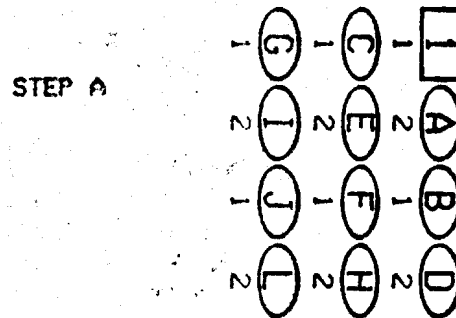
NOTE THAT IN THIS PARTICULAR CASE WHERE THERE ARE TWO RANKS AT START THAT THE REAR RANK MUST GIVE WAY TO MAKE ROOM FOR THE TWOS OF THE FRONT RANK TO MOVE IN. ALSO NOTE THAT THERE IS NOW A GAP BETWEEN THE FILES THAT THE MEN SHOULD CLOSE UP AUTOMATICALLY.

IF STARTING FROM LINE OF BATTLE THE COMMAND HAD BEEN 'LEFT FACE' THE COMPANY WOULD HAVE FACED TO THE LEFT AND DOUBLED BUT THIS TIME THE ONES WOULD HAVE FACED LEFT AND STEPED UP AND TO THE LEFT TO COME ABREAST THE TWOS.



NOTE THAT IN NEITHER CASE WAS THERE A COMMAND GIVEN TO DOUBLE, IT IS AN AUTOMATIC PART OF THE COMMAND. ALSO NOTE THAT THIS MANUEVER SHOULD BE CARRIED OUT IN ONE FLUID MOTION, THE MEN WHO ARE DOUBLING SHOULD TURN, STEP FORWARD AND TO THE SIDE ALL IN ONE MOVEMENT.

UNDOUBLING WILL USUALLY BE JUST A REVERSAL OF THE DOUBLING PROCEEDURE. FOR EXAMPLE, IF AFTER DOUBLING DURING A 'RIGHT FACE' COMMAND, THE ORDER: 'FRONT' IS GIVEN THE COMPANY WILL TURN BACK TO IT'S ORIGINAL FACING (IN THIS CASE MAKING A LEFT FACE) AND UNDOUBLE BY HAVING THE TWOS STEP UP AND TO THE LEFT OF THE ONES. NOTE THAT SINCE AFTER MAKING THE RIGHT FACE AND DOUBLING THE GAPS BETWEEN THE FILES WERE CLOSED, THE LINE WILL HAVE TO GIVE WAY TO THE LEFT TO MAKE ROOM FOR THE TWOS TO GET INTO THE LINE.

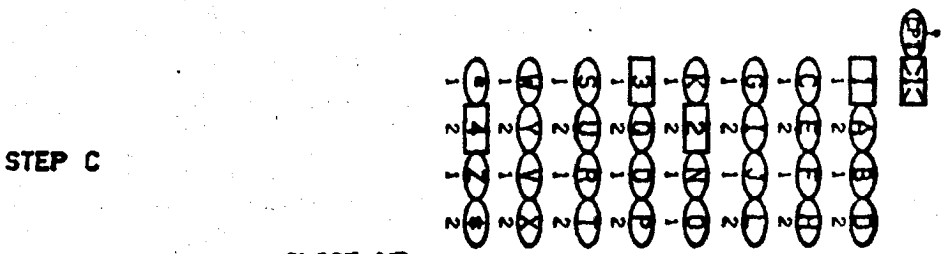
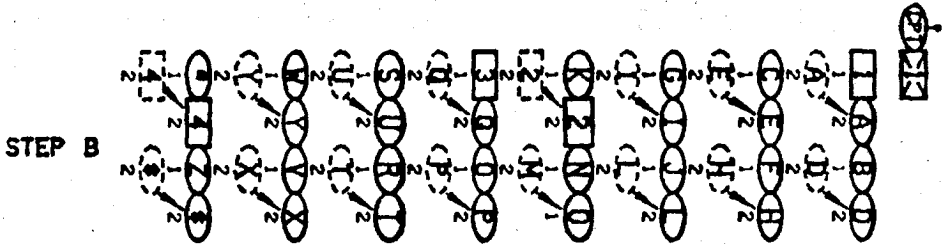
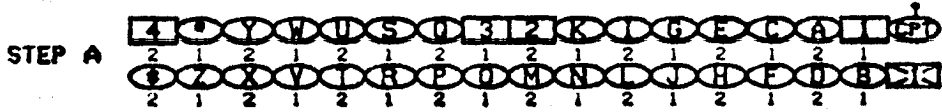


THESE EXAMPLES COVER THE MOST COMMON INSTANCES OF DOUBLING AND UNDOUBLING. THERE ARE SEVERAL OTHER WAYS OF DOING IT BUT THEY ARE USUALLY ASSOCIATED WITH ONE SPECIFIC MANUEVER AND WILL BE EXPLAINED THERE.

THERE CAN SOMETIMES BE CONFUSION ABOUT WHEN TO DOUBLE AND UNDOUBLE SINCE THERE IS USUALLY NO SPECIFIC COMMAND TO DO SO GIVEN. THE BASIC RULE OF THUMB TO USE IS IF YOU ARE NOT DOUBLED AND A RIGHT OR LEFT FACE IS ORDERED YOU WILL DOUBLE UNLESS SPECIFICALLY ORDERED NOT TO. IF YOU ARE DOUBLED AND YOU ARE ORDERED TO FACE TO THE ORIGINAL COMPANY FRONT THEN YOU WILL UNDOUB UNLESS ORDERED NOT TO. IF YOU ARE ALREADY DOUBLED AND GIVEN A RIGHT OR LEFT FACE YOU WILL NOT DOUBLE AND IF NOT DOUBLED AND ORDERED TO FACE FRONT YOU WILL NOT UNDOUBLE. OBVIOUSLY IT IS IMPORTANT FOR EACH MAN TO REMEMBER IF THE COMPANY IS DOUBLED OR NOT. ALSO REMEMBER THAT IF THE COMPANY IS DOUBLED AND THEN RENUMBERED IT REVERTS TO AN UNDOUBLED STATUS.

20. RIGHT FACE

THIS COMMAND WILL FACE THE COMPANY TO THE RIGHT AND DOUBLE IT. ON THE COMMAND "FACE" THE COMPANY WILL FACE RIGHT AND DOUBLE AS EXPLAINED. THE REAR RANK WILL HAVE TO GIVE WAY TO THE RIGHT AS WILL THE FILE CLOSERS. THE CAPTAIN AND FIRST SERGEANT WILL TURN RIGHT AND SHIFT ONE PLACE TO THE LEFT SO THAT THE FIRST SERGEANT IS DIRECTLY IN FRONT OF THE CORPORAL. THE FILES WILL CLOSE UP AS EXPLAINED. THE COMPANY IS NOW IN A FORMATION KNOWN AS "MARCHING BY THE RIGHT FLANK". IT IS AN EXTREMELY USEFUL FORMATION AND WILL PROBABLY BE USED SECOND ONLY TO THE LINE OF BATTLE.

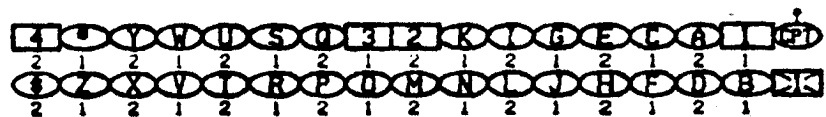


CLOSE UP →



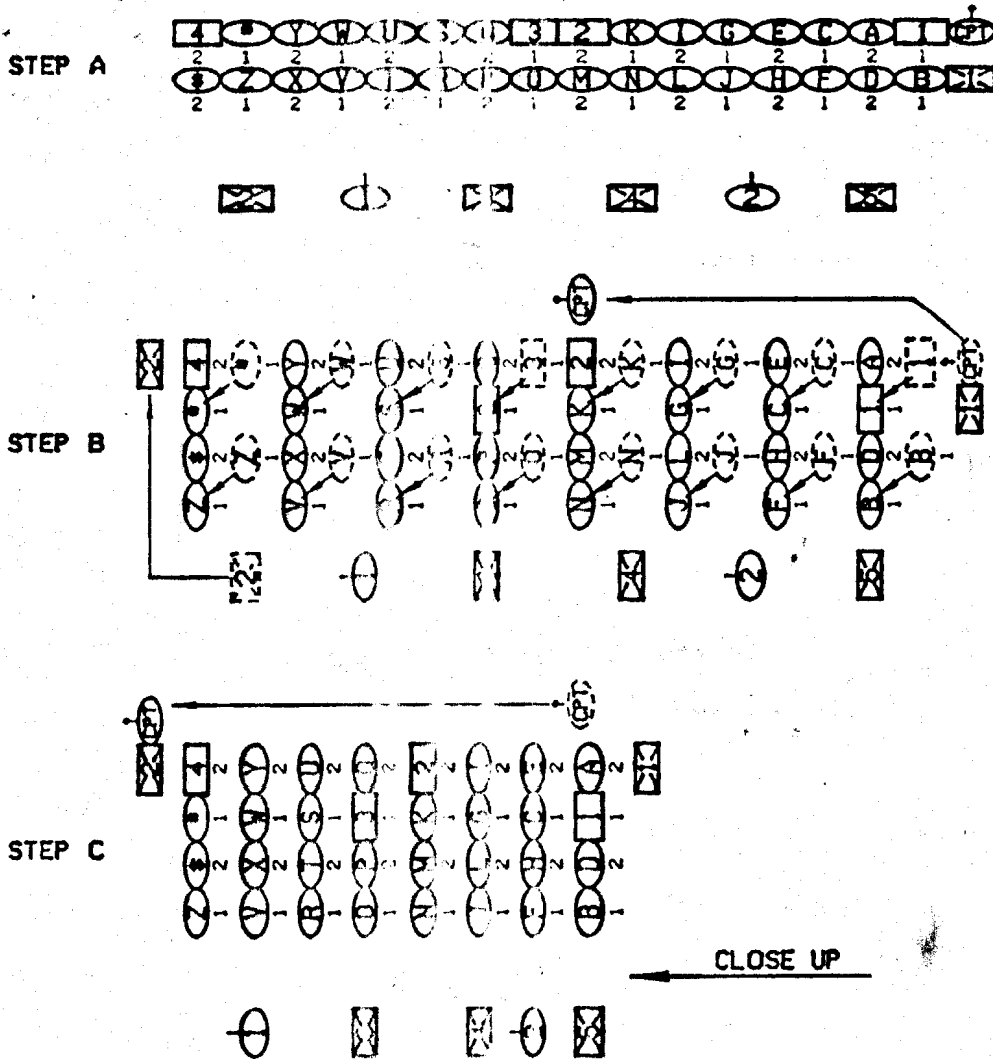
21. FRONT

ON THIS COMMAND THE COMPANY WILL TURN BACK TO IT'S ORIGINAL FACING (IN THIS CASE MAKING A LEFT FACE) AND UN DOUBLE AS EXPLAINED. THE RANKS AND FILE CLOSERS WILL CLOSE UP AND THE CAPTAIN AND FIRST SERGEANT WILL RESUME THEIR NORMAL POSITIONS.



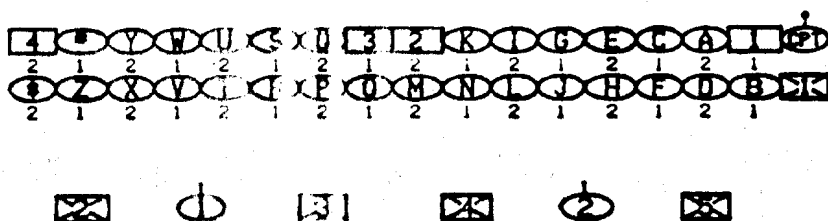
22. LEFT FACE

THIS COMMAND IS LIKE 'RIGHT FACE' EXCEPT THAT THE COMPANY TURNS TO THE LEFT. DOUBLING AND CLOSING UP IS AS BEFORE. THE ONLY OTHER DIFFERENCE IS THAT AFTER TURNING, THE SECOND SERGEANT MOVES TO IN FRONT OF THE FIRST RANK. THE CAPTAIN MOVES PLACES HIMSELF ON HIS RIGHT AND THE FIRST SERGEANT MOVES INTO THE CAPTAIN'S PLACE.



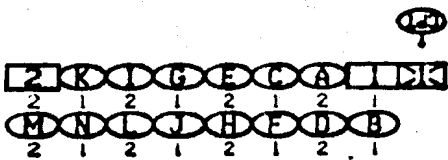
23. FRONT

THIS COMMAND WILL CAUSE THE COMPANY TO RETURN TO IT'S ORIGINAL FACING (IN THIS CASE A RIGHT FACE). THE COMPANY WILL UNDOUBLE, THE RANKS CLOSE UP AND THE CAPTAIN, FIRST AND SECOND SERGEANTS WILL RETURN TO THEIR POSITIONS.

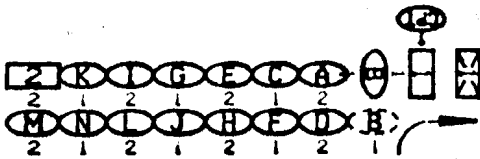


24. IN ONE RANK, FORM COMPANY, MARCH

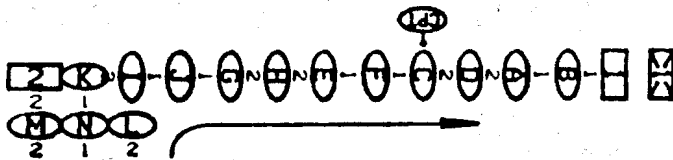
IF THE COMPANY IS IN A TWO RANK LINE OF BATTLE (AND NOT DOUBLED) THIS COMMAND WILL CAUSE THE COMPANY TO GO INTO ONE RANK. ON THE COMMAND 'IN ONE RANK FORM COMPANY' THE CAPTAIN WILL TAKE ONE STEP FORWARD AND FACE ABOUT. THE FIRST SERGEANT WILL MOVE INTO THE CAPTAIN'S PLACE. ON THE COMMAND 'MARCH' THE FIRST SERGEANT WILL FACE TO THE RIGHT AND MARCH FORWARD. THE FRONT RANK MAN OF THE FIRST FILE WILL TURN RIGHT AND FOLLOW THE FIRST SERGEANT, THE REAR RANK MAN OF THE FIRST FILE WILL STEP FORWARD, TURN RIGHT AND FOLLOW HIM. THIS PATTERN WILL CONTINUE UNTIL THE ENTIRE COMPANY IS IN ONE RANK. THE CAPTAIN WILL THEN ORDER 'HALT' AND THEN 'FRONT'. THE FILE CLOSERS SHOULD COPY THE MOVEMENTS OF THE MEN DIRECTLY IN FRONT OF THEM AND FOLLOW THEM TO THE RIGHT AS FAR AS THEY GO.



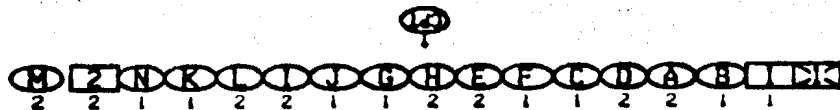
STEP A 'IN ONE RANK, FORM COMPANY'
(ONLY ONE PLATOON SHOWN)



STEP B 'MARCH'



STEP C



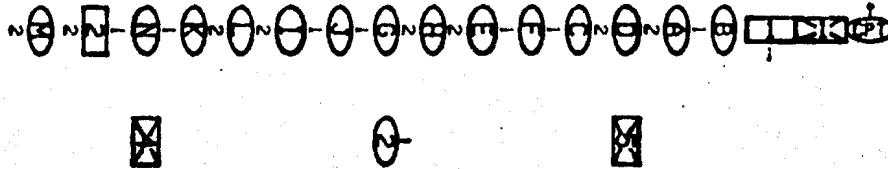
STEP D 'HALT'
'FRONT'



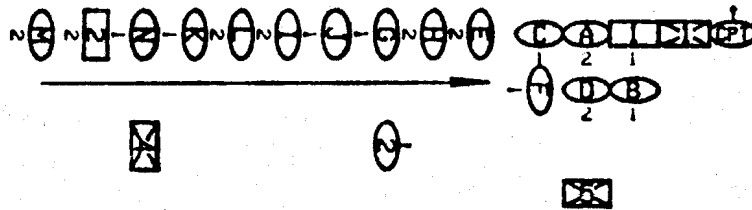
25. IN TWO RANKS, FORM COMPANY, COMPANY, RIGHT FACE, MARCH

IF THE COMPANY IS IN A LINE OF ONE RANK SUCH AS WOULD BE FORMED BY ORDER *24, THIS ORDER WILL CAUSE THE COMPANY TO REFORM IN TWO RANKS. ON THE COMMAND 'RIGHT FACE' THE COMPANY WILL FACE TO THE RIGHT EXCEPT FOR THE CAPTAIN, FIRST SERGEANT AND THE MAN TO HIS LEFT. ON THE COMMAND 'MARCH' THE COMPANY WILL MARCH FORWARD. AS EACH MAN REACHES THE STATIONARY PART OF THE LINE HE WILL EITHER HALT AND FACE FRONT IF HE WAS ORIGINALLY IN THE FRONT RANK OR STEP BEHIND THE FRONT RANK MAN AND FACE FRONT IF HE WAS ORIGINALLY IN THE REAR RANK.

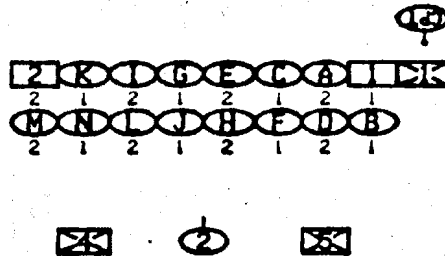
STEP A



STEP B



STEP C

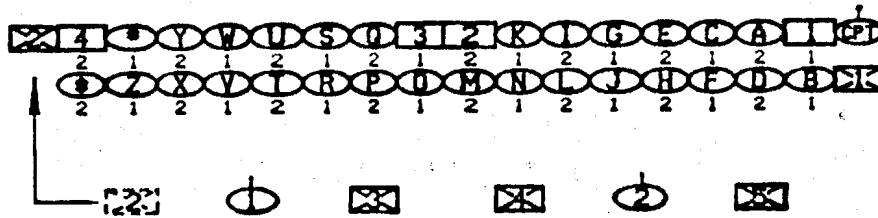


THE LAST TWO MANUEVERS DESCRIBED ARE ALWAYS DONE BY MOVING TO THE RIGHT. THEY MAY NOT BE DONE BY MOVING TO THE LEFT. IF IT IS DESIRABLE TO EXECUTE THE MANUEVER LEFTWARD THEN THE PROPER METHOD TO DO IT IS TO FACE THE COMPANY ABOUT SO THAT THE LEFT BECOMES THE NEW RIGHT OF THE COMPANY. THE MANUEVER CAN THEN BE CARRIED OUT AS DESCRIBED ABOVE AND WHEN COMPLETED THE COMPANY CAN BE RETURNED TO IT'S ORIGINAL FACING.

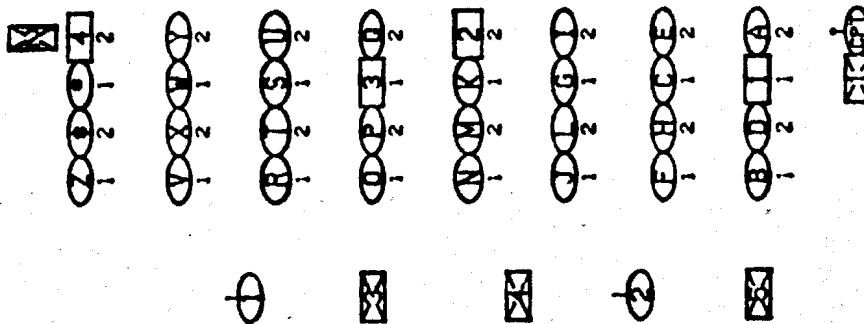
26. IN FOUR RANKS, FORM COMPANY. COMPANY LEFT FACE. MARCH

THIS COMMAND IS VIRTUALLY IDENTICAL TO A SIMPLE LEFT FACE. PRIOR TO GIVING THIS ORDER THE CAPTAIN WILL PLACE THE LEFT GUIDE. ON THE ORDER 'LEFT FACE' EVERYONE BUT THE LEFT GUIDE WILL FACE LEFT AND DOUBLE. ON THE COMMAND 'MARCH' THE COMPANY WILL CLOSE UP AS IN A LEFT FACE AND WILL THEN FACE FRONT AUTOMATICALLY. THE CAPTAIN, FIRST SERGEANT AND FILE CLOSERS WILL KEEP THEIR USUAL LOCATIONS.

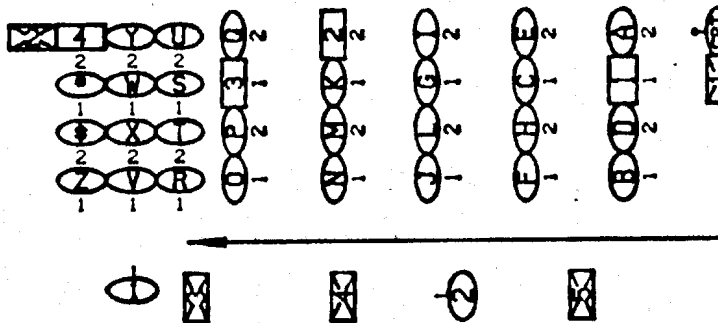
STEP A




STEP B



STEP C



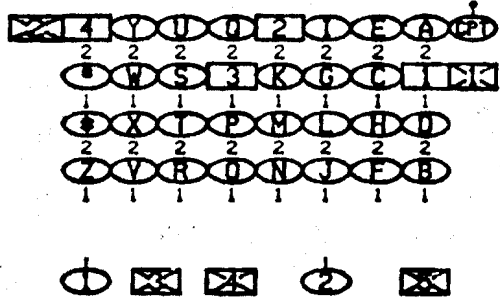
STEP D



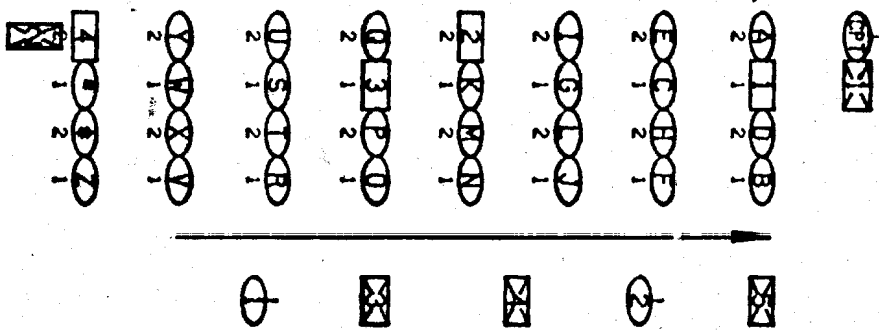
27. IN TWO RANKS, FORM COMPANY. COMPANY RIGHT FACE. MARCH

IF THE COMPANY HAS BEEN PLACED IN FOUR RANKS BY THE PREVIOUS COMMAND, THIS COMMAND WILL RETURN IT TO TWO RANKS. ON THE COMMAND 'RIGHT FACE' EVERYONE EXCEPT THE LEFT GUIDE WILL FACE RIGHT. ON THE COMMAND 'MARCH' EACH FILE WILL MOVE FORWARD FAR ENOUGH TO ALLOW UNDOUBLING. THIS MUST BE MEASURED BY EYE AND WILL REQUIRE PRACTICE. WHEN THE PROPER DISTANCE IS REACHED THE CAPTAIN WILL ORDER 'HALT', FOLLOWED BY 'FRONT'. THE COMPANY WILL FACE FRONT AND UNDOUBLE. THE COMPANY WILL PROBABLY REQUIRE DRESSING.

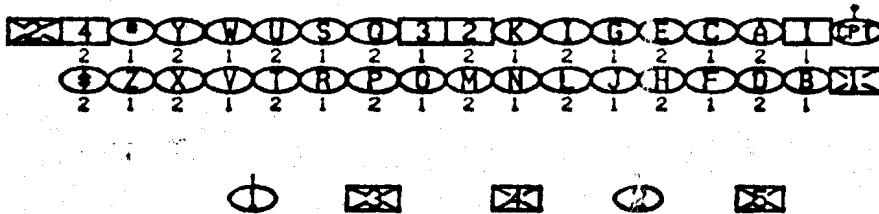
STEP A



STEP B



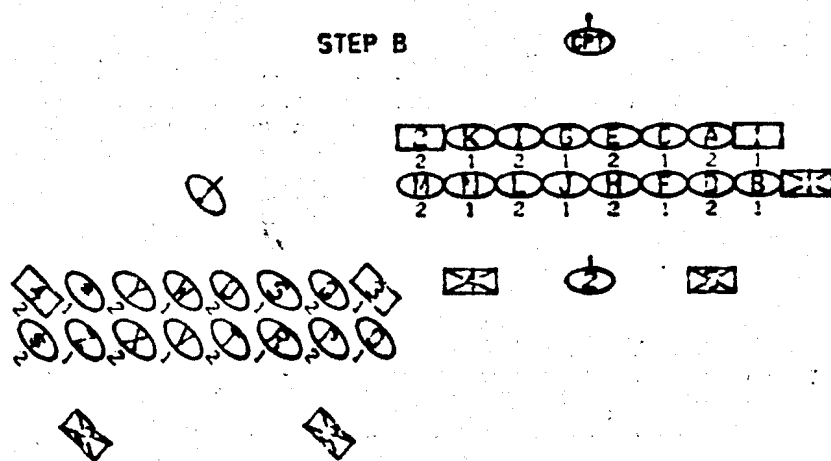
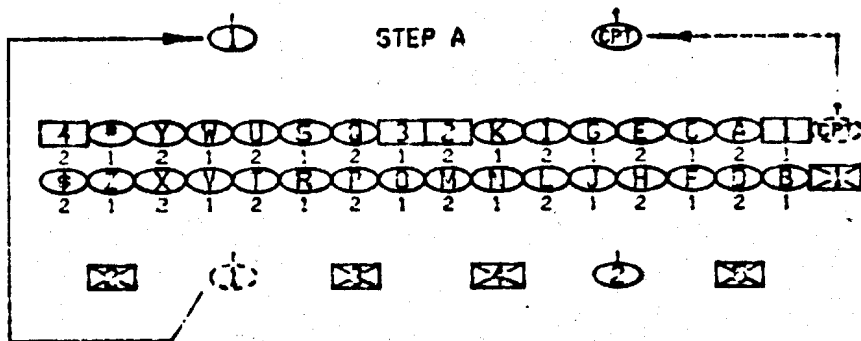
STEP C



THESE TWO COMMANDS ARE USUALLY CARRIED OUT AS SHOWN ABOVE BUT UNLIKE THE PREVIOUS TWO COMMANDS THEY CAN BE CARRIED OUT IN A MIRROR IMAGE FASHION (I.E. MOVING TO THE RIGHT TO DOUBLE AND BACK TO THE LEFT TO UNDOUBLE). THEY CAN ALSO BE CARRIED OUT WHILE MARCHING. TO DO THIS THE RIGHT AND LEFT FACE COMMANDS ARE REPLACED WITH RIGHT AND LEFT OBLIQUES.


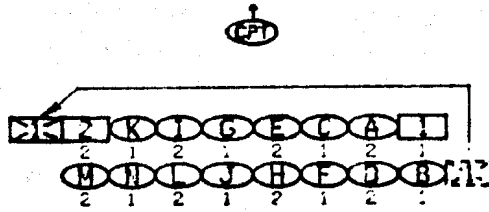
28. BREAK INTO PLATOONS, MARCH

THIS COMMAND WILL CAUSE A COMPANY IN LINE OF BATTLE TO MOVE INTO A COLUMN OF PLATOONS. THE COMMAND CAN BE GIVEN WHILE MARCHING OR FROM A HALT. ON THE COMMAND 'BREAK INTO PLATOONS' THE CAPTAIN WILL PLACE HIMSELF IN FRONT OF THE FIRST PLATOON. THE FIRST LIEUTENANT WILL MOVE AROUND THE LEFT OF THE COMPANY AND PLACE HIMSELF IN FRONT OF THE SECOND PLATOON. THE FIRST LIEUTENANT WILL TELL THE SECOND PLATOON 'MARK TIME' BUT NOTHING WILL BE DONE UNTIL THE CAPTAIN ORDERS 'MARCH'. WHEN HE DOES SO THE FIRST PLATOON WILL MARCH STRAIGHT FORWARD AND THE SECOND PLATOON WILL MARK TIME. THE LIEUTENANT WILL IMMEDIATELY ORDER 'RIGHT OBLIQUE' TO THE SECOND PLATOON AND 'MARCH' AS SOON AS THE FIRST PLATOON HAS CLEARED THE RIGHT FLANK. THE SECOND PLATOON WILL RIGHT OBLIQUE AND SHORTEN IT'S STEP TO ALLOW THE FIRST PLATOON TO DRAW AHEAD. AT THIS TIME THE FIRST SERGEANT WILL PASS IN FRONT OF THE FIRST PLATOON AND TAKE HIS PLACE AS THE LEFT GUIDE. THE SECOND SERGEANT WILL TAKE HIS PLACE AS THE LEFT GUIDE OF THE SECOND PLATOON. WHEN THE SECOND SERGEANT COMES INTO LINE WITH THE FIRST SERGEANT THE FIRST LIEUTENANT WILL ORDER 'FORWARD, MARCH' AND THE SECOND PLATOON WILL FACE FRONT AND FOLLOW THE FIRST PLATOON. BY CAREFULLY REGULATING IT'S STEP THE SECOND PLATOON CAN ATTAIN THE PROPER INTERVAL FROM THE FIRST PLATOON (THIS SHOULD BE EQUAL TO THE FRONTAGE OF THE SECOND PLATOON) OBVIOUSLY THIS WILL TAKE PRACTICE. THE FILE CLOSERS SHOULD TAKE THEIR POSITIONS BEHIND THE PROPER PLATOON.

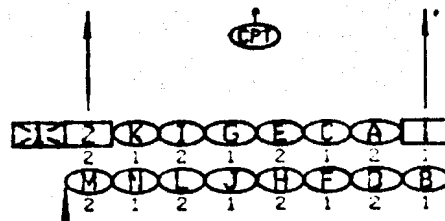


CONTINUED ON
NEXT PAGE

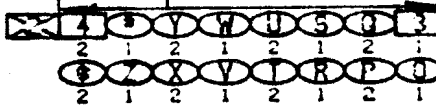
STEP C



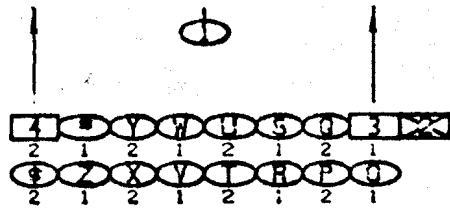
STEP D



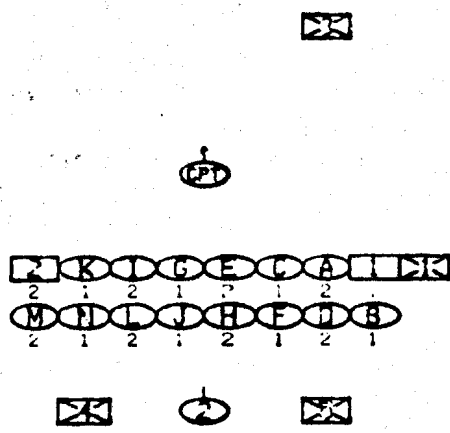
INTERVAL EQUAL TO FRONTAGE



THE COMPANY IS NOW SAID TO BE MARCHING IN COLUMN 'RIGHT IN FRONT' BECAUSE THE RIGHT HAND PLATOON (WHEN IN LINE) IS LEADING THE COLUMN. IT IS POSSIBLE TO BE MARCHING 'LEFT IN FRONT' BY HAVING THE SECOND PLATOON LEAD THE COLUMN. TO BREAK INTO PLATOONS LEFT IN FRONT, THE ABOVE MANUEVER IS CARRIED OUT WITH THE FIRST PLATOON MARKING TIME AND DOING A LEFT OBLIQUE TO MOVE BEHIND THE SECOND PLATOON. THE GUIDES ARE POSTED ON THE RIGHT OF THE PLATOONS BUT THE MANUEVER IS OTHERWISE IDENTICAL. THE RESULT IS SHOWN ON THE NEXT PAGE.



MARCHING IN COLUMN
LEFT IN FRONT



29. BY THE RIGHT (LEFT) FLANK, MARCH

THIS ORDER WILL CAUSE THE COMPANY TO MAKE A RIGHT OR LEFT FACE. THE DIFFERENCE IS THAT IF THE COMPANY IS MARCHING IT WILL MAKE THE FACE CHANGE AND KEEP MARCHING. IF IT WAS HALTED IT WILL MAKE THE FACE AND THEN MARCH OFF IN THE NEW DIRECTION IMMEDIATELY. THE COMPANY WILL HAVE TO DOUBLE OR UNDOUBLE AS REQUIRED WHILE ON THE MOVE. OBVIOUSLY THIS WILL REQUIRE A GREATER DEGREE OF EXPERIENCE THAN TO CARRY OUT SIMILAR MOVEMENTS WHILE HALTED. ALSO THE MEN MUST BE AWARE OF THE NECESSITY OF DOUBLING OR UNDOUBLING IN EACH SITUATION SINCE THE USUAL ORDERS ARE NOT USED. FOR EXAMPLE, IF THE COMPANY WERE MARCHING BY THE RIGHT FLANK AND THE ORDER 'BY THE LEFT FLANK MARCH' WERE GIVEN THE COMPANY WOULD FACE TO THE LEFT, UNDOUBLE AND MARCH FORWARD IN LINE OF BATTLE JUST AS IF THEY HAD RECEIVED THE ORDER 'FRONT' WHILE HALTED.

MANUEVERS WHILE MARCHING BY THE FLANK

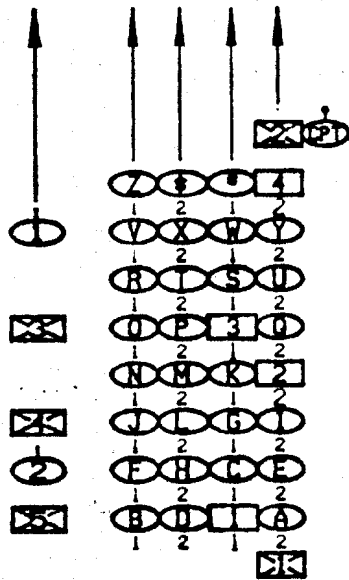
AFTER THE LINE OF BATTLE, MARCHING BY THE FLANK WILL BE THE MOST USED FORMATION. IT IS VERY USEFUL IN MOVING FROM PLACE TO PLACE RAPIDLY WITH A MINIMUM OF CONFUSION OR DISORDER.

THERE ARE A NUMBER OF ORDERS THAT CAN BE GIVEN TO THE COMPANY IN THIS FORMATION. SOME OF THEM, SUCH AS 'RIGHT FACE', 'LEFT FACE' AND 'ABOUT FACE' ARE ADEQUATELY DESCRIBED IN THE PREVIOUS SECTION AND WILL NOT BE COVERED AGAIN IN THIS SECTION. OTHERS ARE SIMILAR TO ORDERS DESCRIBED EARLIER BUT WILL BE COVERED AGAIN FOR CLARITY. STILL OTHERS ARE UNIQUE TO THIS FORMATION AND WILL BE COVERED IN DETAIL.

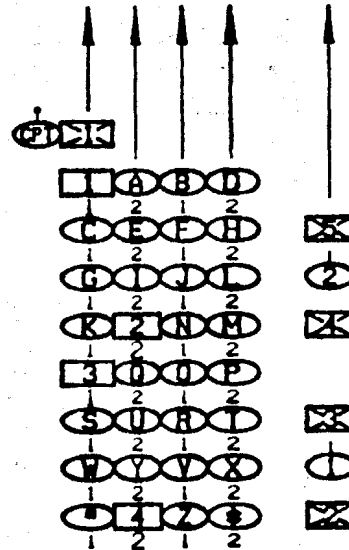
I. FORWARD, MARCH

ON THE COMMAND 'MARCH' THE COMPANY WILL STEP OFF TOGETHER WITH THE LEFT FOOT. THE COMPANY MUST BE CAREFUL NOT TO ALLOW THE INTERVAL BETWEEN FILES TO OPEN UP AS IT WILL TEND TO DO. IT WILL BE THE RESPONSIBILITY OF THE FILE CLOSERS TO SEE TO THIS. THE COMPANY MUST ALSO KEEP IN STEP OR MEN WILL BE STEPPING ON EACH OTHERS HEELS BECAUSE OF THE CLOSE INTERVALS.

WHILE MARCHING THE COMPANY WILL GUIDE ON THE FIRST SERGEANT IF MARCHING BY THE RIGHT FLANK AND THE SECOND SERGEANT IF MARCHING BY THE LEFT FLANK. THERE WILL BE TIMES WHEN THE COMPANY COMMANDER WISHES THE COMPANY TO FOLLOW A NATURAL FEATURE SUCH AS A ROAD OR WALL RATHER THAN SIMPLY MARCH IN A STRAIGHT LINE. IN SUCH CASES HE WILL ORDER THE SERGEANT TO GUIDE ON THE ROAD OR WALL AND THE REST OF THE COMPANY SHOULD GUIDE ON THE SERGEANT AND FOLLOW WHATEVER TURNS HE MAKES.




MARCHING BY
THE LEFT FLANK




MARCHING BY
THE RIGHT FLANK

2. RIGHT OBLIQUE, MARCH

THIS COMMAND IS THE SAME AS IN LINE OF BATTLE. ON THE COMMAND 'MARCH' EVERYONE TURNS 45 DEGREES TO THE RIGHT AND MARCHES IN THIS DIRECTION UNTIL HALTED OR TURNED. THE COMMAND TO RESUME THE ORIGINAL DIRECTION OF MARCH IS 'FORWARD, MARCH'.




MARCHING BY THE LEFT FLANK




MARCHING BY THE RIGHT FLANK

3. LEFT OBLIQUE, MARCH

THIS COMMAND IS IDENTICAL TO 'RIGHT OBLIQUE, MARCH' EXCEPT THE TURN IS 45 DEGREES TO THE LEFT.



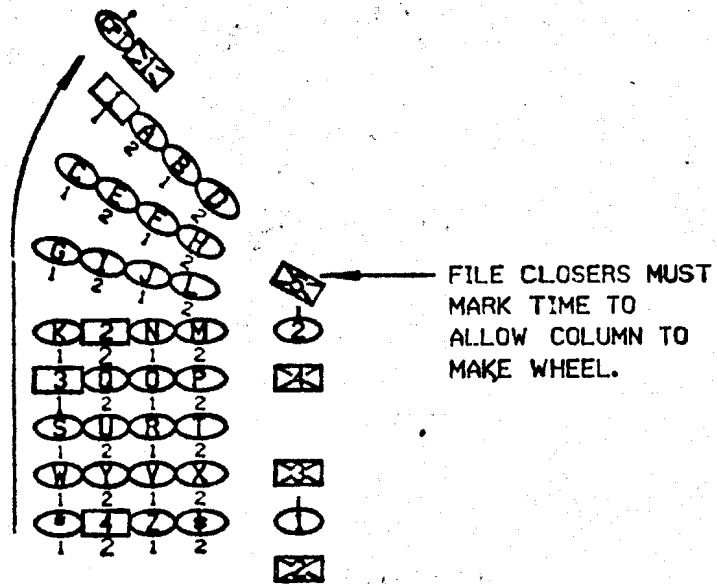
MARCHING BY THE LEFT FLANK



MARCHING BY THE RIGHT FLANK

4. RIGHT WHEEL, MARCH

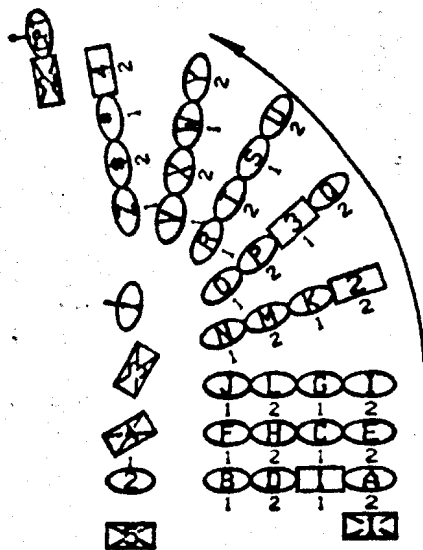
THIS COMMAND CAN BE GIVEN WHILE MOVING OR FROM THE HALT JUST AS DESCRIBED PREVIOUSLY BUT WITH THE DIFFERENCE THAT IN EITHER CASE THE PIVOT MAN WILL MOVE IN A SHORT ARC RATHER THAN PIVOTING IN PLACE. THIS IS NECESSARY TO MAKE ROOM FOR THE FOLLOWING FILES. THE WHEEL IT SELF IS CARRIED OUT EXACTLY AS FOR A LINE OF BATTLE. THE COMPANY WILL CONTINUE TO WHEEL UNTIL HALTED OR THE COMMAND 'FORWARD MARCH' IS GIVEN. THE COMMANDER MUST TAKE CARE NOT TO ALLOW THE COMPANY TO TURN MORE THAN 180 DEGREES OR THERE WILL BE THE DANGER OF THE FRONT OF THE COLUMN COLLIDING WITH THE REAR.



MARCHING BY THE RIGHT FLANK

5. LEFT WHEEL, MARCH

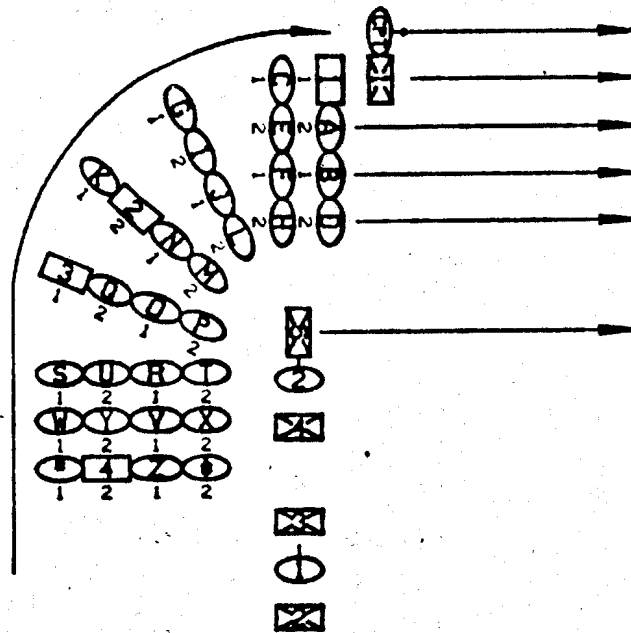
THIS COMMAND IS IDENTICAL TO A RIGHT WHEEL EXCEPT THE TURN IS MADE TO THE LEFT.



MARCHING BY THE LEFT FLANK

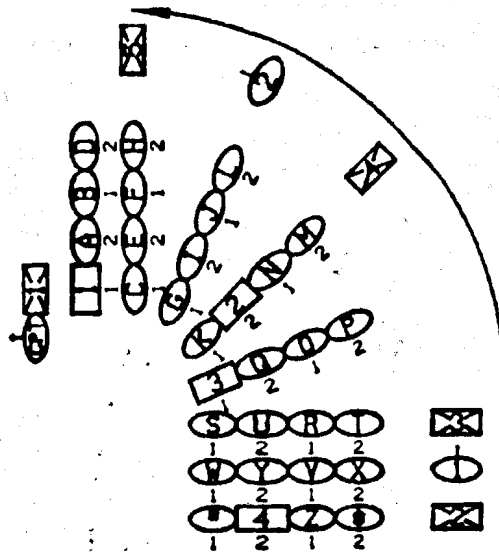
6. BY FILE RIGHT, MARCH

THIS MANUEVER IS EXACTLY LIKE A RIGHT WHEEL EXCEPT THAT AFTER THE COMPANY HAS TURNED 90 DEGREES THE WHEEL WILL BE STOPPED AND THE COMPANY WILL CONTINUE TO MARCH STRAIGHT WITHOUT ANY FURTHER COMMAND BEING NEEDED.



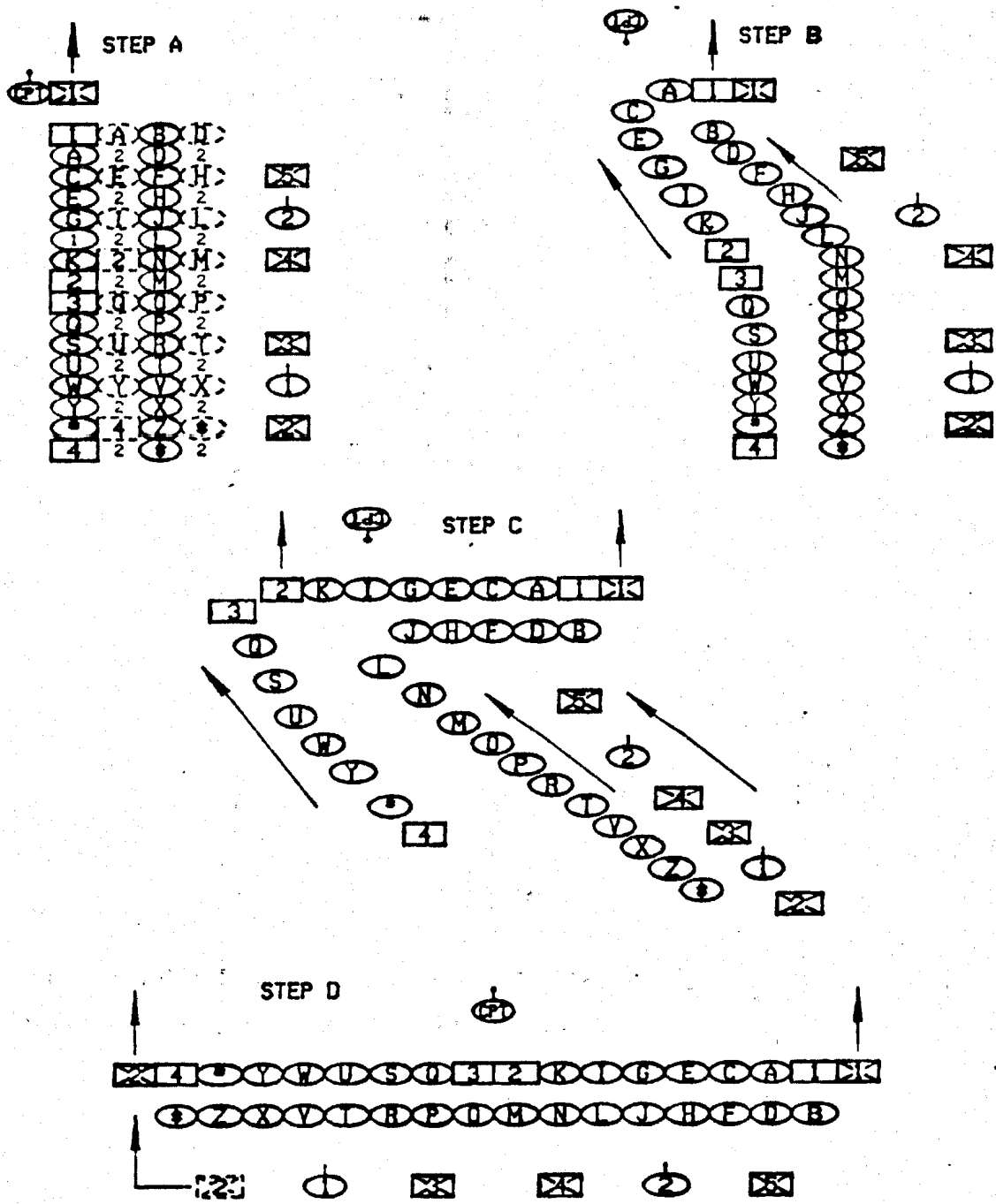
7. BY FILE LEFT, MARCH

THIS MANUEVER IS EXACTLY LIKE A LEFT WHEEL EXCEPT THAT AFTER THE COMPANY HAS TURNED 90 DEGREES THE WHEEL WILL BE STOPPED AND THE COMPANY WILL CONTINUE TO MARCH STRAIGHT WITHOUT ANY FURTHER COMMAND BEING NEEDED.



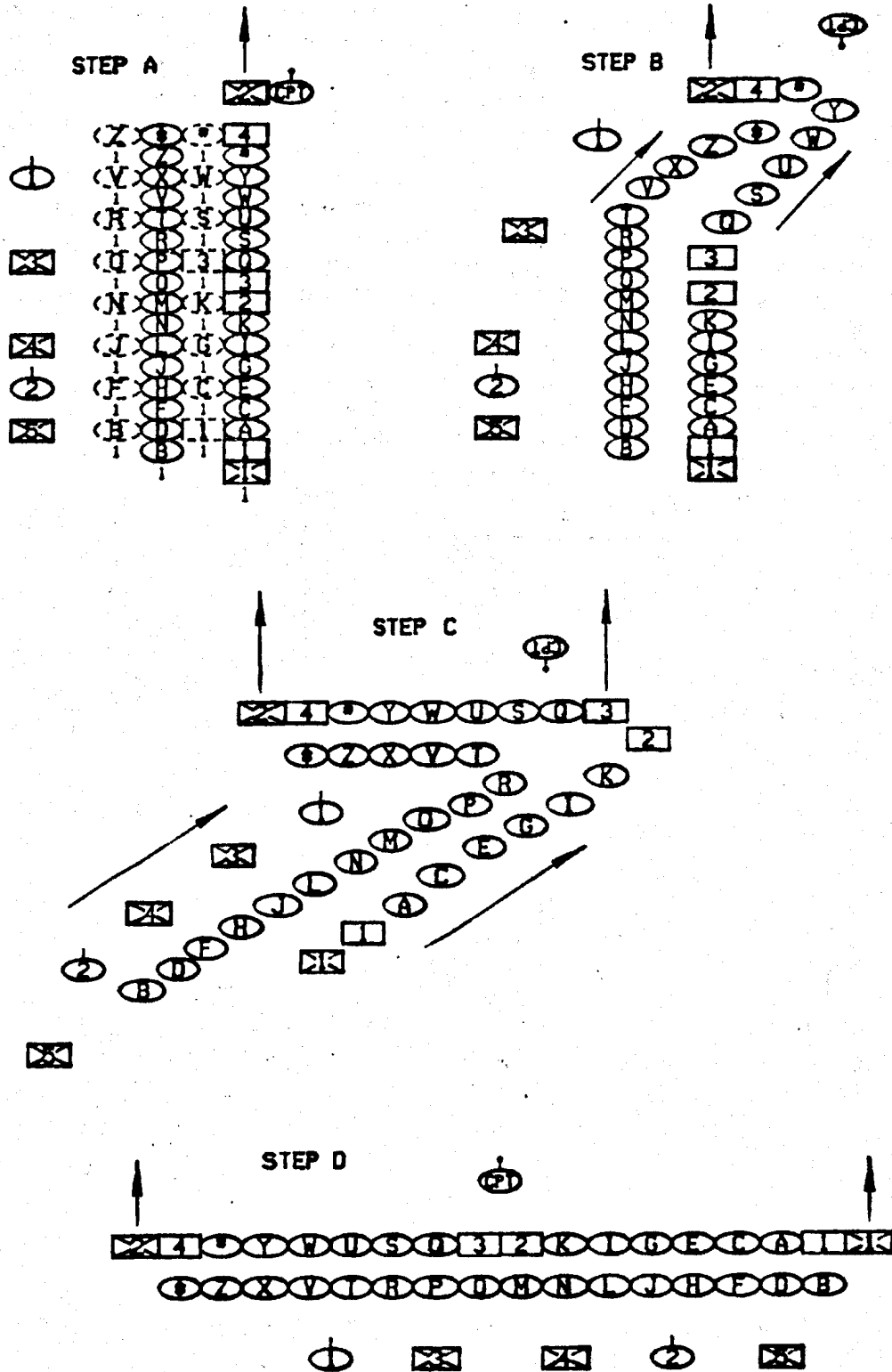
8. BY COMPANY INTO LINE, MARCH (WHILE MARCHING BY THE RIGHT FLANK)

THIS COMMAND WILL TAKE THE COMPANY MARCHING BY THE RIGHT FLANK AND FORM IT INTO A LINE OF BATTLE WITHOUT CHANGING THE FACING OF THE COMPANY. ON THE COMMAND "BY COMPANY INTO LINE" THE COMPANY WILL MOVE THEIR MUSKETS TO RIGHT SHOULDER SHIFT BUT TAKE NO OTHER ACTION. ON THE COMMAND "MARCH" THE FIRST SERGEANT WILL CONTINUE MARCHING FORWARD, THE MEN WILL ADVANCE THEIR RIGHT SHOULDERS AND UNDOUBLE BY HAVING THE TWOS SHIFT OVER BEHIND THE ONES. THE MEN WILL THEN QUICKEN THEIR PACE TO COME ABREAST THE FIRST SERGEANT. EACH MAN IN THE FRONT RANK WILL TAKE HIS PLACE TO THE LEFT OF THE MAN WHO WAS IN FRONT OF HIM. THE MEN IN THE REAR RANK WILL DO THE SAME BUT WILL PLACE THEMSELVES BEHIND THE PROPER MAN IN THE FRONT RANK. THE CAPTAIN WILL STEP OUT IN FRONT OF THE COMPANY AND FACE TO THE REAR (MARCHING BACKWARDS) AND SUPERVISE THE MEN COMING INTO LINE. THE FILE CLOSERS WILL TAKE THEIR USUAL POSITIONS. WHEN THE MANUEVER IS COMPLETE THE CAPTAIN WILL ORDER "LEFT GUIDE" AND THEN TAKE A POSITION TWO PACES IN FRONT OF THE CENTER OF THE COMPANY.



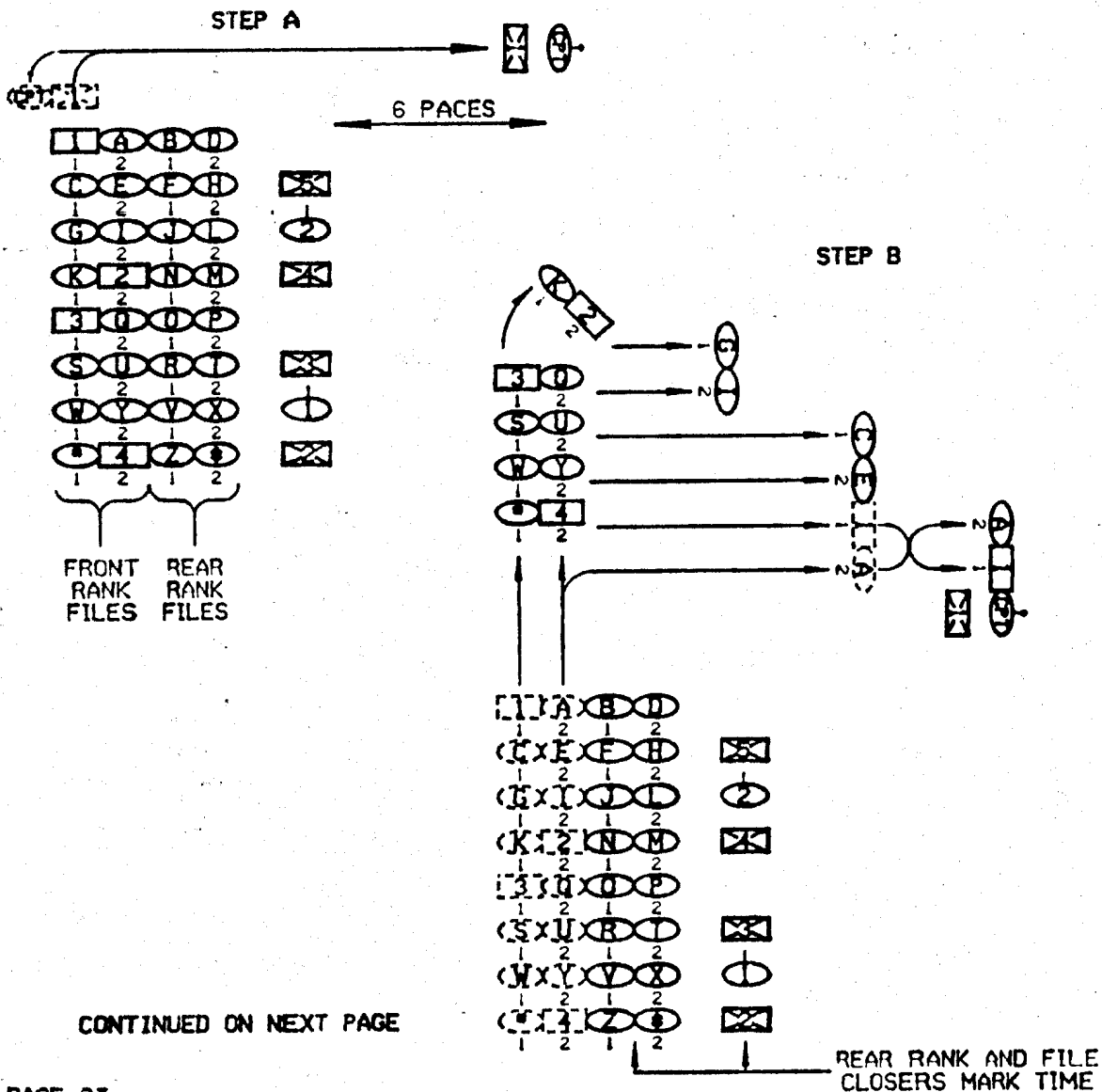
9. BY COMPANY INTO LINE, MARCH (WHILE MARCHING BY THE LEFT FLANK)

THIS MANUEVER WILL BE CARRIED OUT IN EXACTLY THE SAME FASHION AS THE PREVIOUS ONE WITH THE FOLLOWING MODIFICATIONS: THE COMPANY WILL FORM ON THE SECOND SERGEANT, THE UNDOUBLING WILL HAVE THE ONES MOVE TO THE RIGHT BEHIND THE TWOS AND THE LINE WILL BE FORMED TO THE RIGHT OF THE SECOND SERGEANT. THE CAPTAIN WILL COMMAND 'RIGHT GUIDE' BUT THE FIRST SERGEAN SHOULD ALREADY BE IN POSITION.

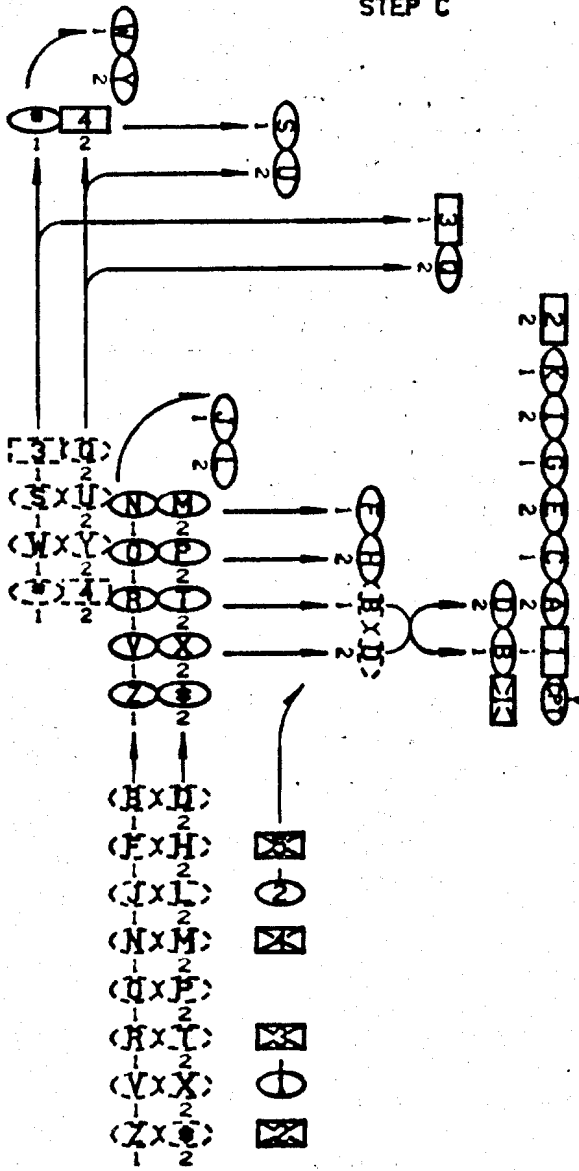


10. ON THE RIGHT, BY FILE INTO LINE, MARCH

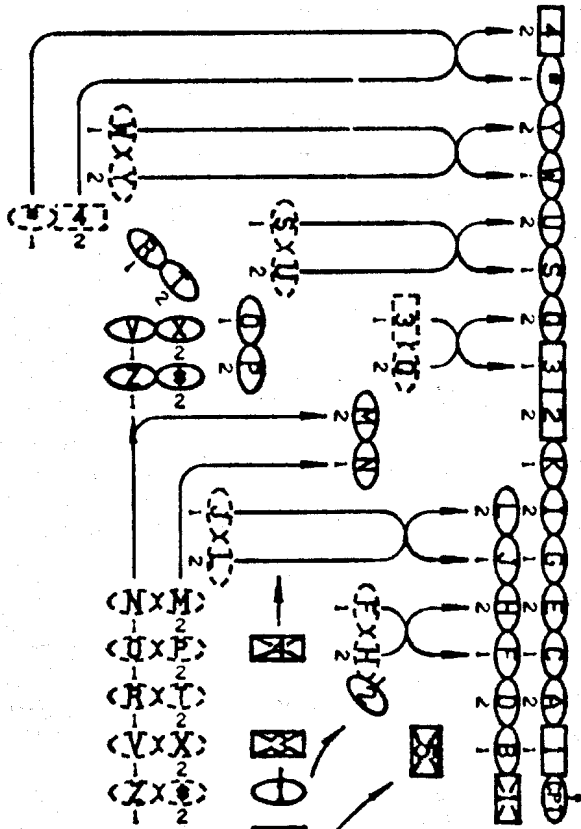
THIS COMMAND CAN ONLY BE GIVEN WHEN THE COMPANY IS MARCHING BY THE RIGHT FLANK. IT CAN BE GIVEN WITH THE COMPANY MARCHING OR FROM A HALT. THE COMMAND WILL CAUSE THE COMPANY TO FORM A LINE OF BATTLE FACING TO THE RIGHT OF THE COMPANY'S ORIGINAL FACING. ON THE COMMAND 'MARCH' THE REAR RANK MEN WILL MARK TIME AS WILL THE FILE CLOSERS. THE CAPTAIN AND FIRST SERGEANT WILL TURN TO THE RIGHT AND MOVE TO A POSITION SIX PACES BEYOND THE FILE CLOSERS. THE CAPTAIN WILL HALT HIMSELF TO MARK THE RIGHT END OF THE FRONT RANK. THE FIRST SERGEANT WILL PLACE HIMSELF BEHIND THE CAPTAIN TO MARK THE RIGHT OF THE REAR RANK. THE FIRST TWO MEN IN THE FRONT RANK WILL MARCH FORWARD UNTIL THEY ARE JUST PAST WHERE THE CAPTAIN TURNED, THEY WILL THEN WHEEL 90 DEGREES TO THE RIGHT AND MARCH FORWARD. WHEN THEY ARE ABOUT TWO PACES FROM THE LINE OF BATTLE THE NUMBER TWO MAN WILL SLOW DOWN SO THE NUMBER ONE MAN CAN PASS IN FRONT OF HIM AND ARRIVE ON THE LINE OF BATTLE FIRST. THE NUMBER TWO WILL PASS BEHIND THE ONE AND TAKE A PLACE ON HIS LEFT. BOTH MEN WILL HALT WHEN THEY COME ABREAST THE CAPTAIN. EACH SUCCEEDING FILE OF FRONT RANK MEN WILL REPEAT THIS MANUEVER PLACING THEMSELVES ON THE LINE OF BATTLE AND EXTENDING IT TO THE LEFT OF THE MEN WHO REACH IT BEFORE THEM. THE REAR RANK MEN SHALL CONTINUE TO MARK TIME UNTIL FOUR MEN OF THE FRONT RANK ARE HALTED ON THE LINE OF BATTLE. THEY WILL THEN REPEAT THE ABOVE PROCEDURE AND FORM THE REAR RANK ON THE LEFT OF THE FIRST SERGEANT. THE FILE CLOSERS WILL TAKE THIER PROPER POSITIONS AS THE REAR RANK ALLOWS ROOM. THIS MANUEVER WILL TAKE PLACE AT THE NORMAL MARCHING PACE AND WILL END WITH THE COMPANY HALTED IN LINE OF BATTLE.



STEP C

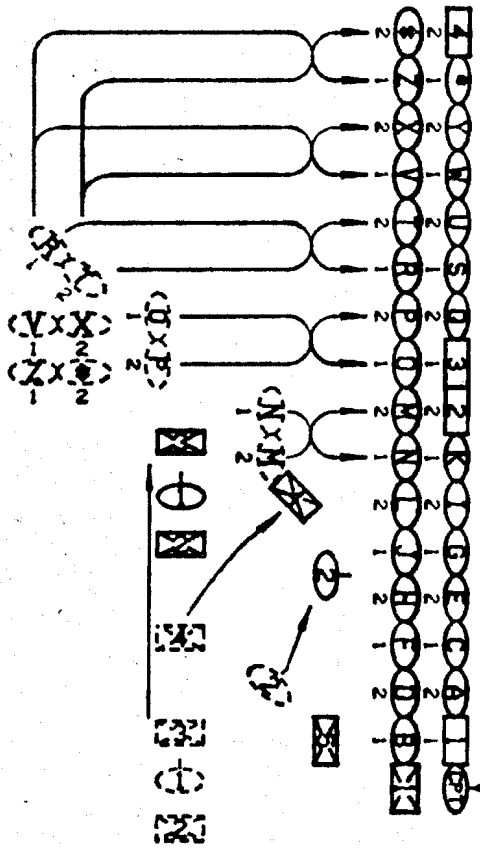


STEP D

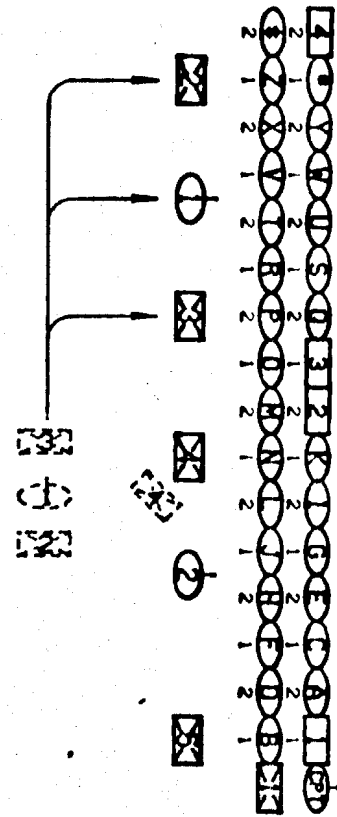


CONTINUED ON NEXT PAGE

STEP E



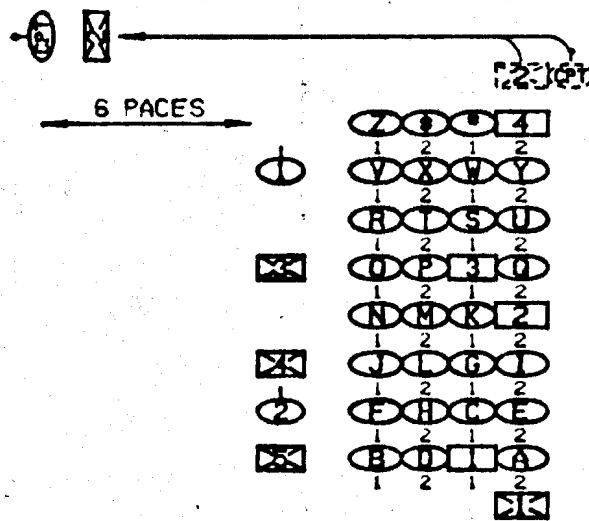
STEP F



11. ON THE LEFT, BY FILE INTO LINE, MARCH

THIS COMMAND CAN ONLY BE GIVEN WHEN THE COMPANY IS MARCHING BY THE LEFT FLANK. IT CAN BE GIVEN WITH THE COMPANY MARCHING OR FROM A HALT. THE COMMAND WILL CAUSE THE COMPANY TO FORM A LINE OF BATTLE FACING TO THE LEFT OF THE COMPANY'S ORIGINAL FACING. THE EXECUTION OF THIS COMMAND IS AN EXACT MIRROR IMAGE OF THE PREVIOUS COMMAND WITH THE MEN TURNING TO THE LEFT INSTEAD OF THE RIGHT. THE END RESULT WILL BE THE COMPANY HALTED IN THE USUAL LINE OF BATTLE.

STEP A

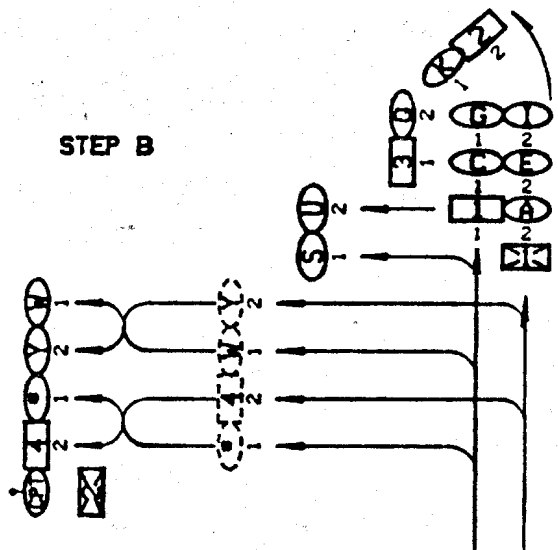


CONTINUED ON
NEXT PAGE

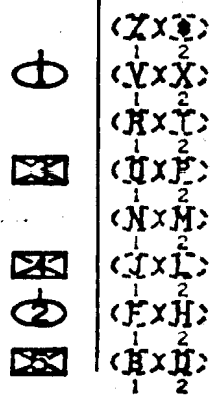

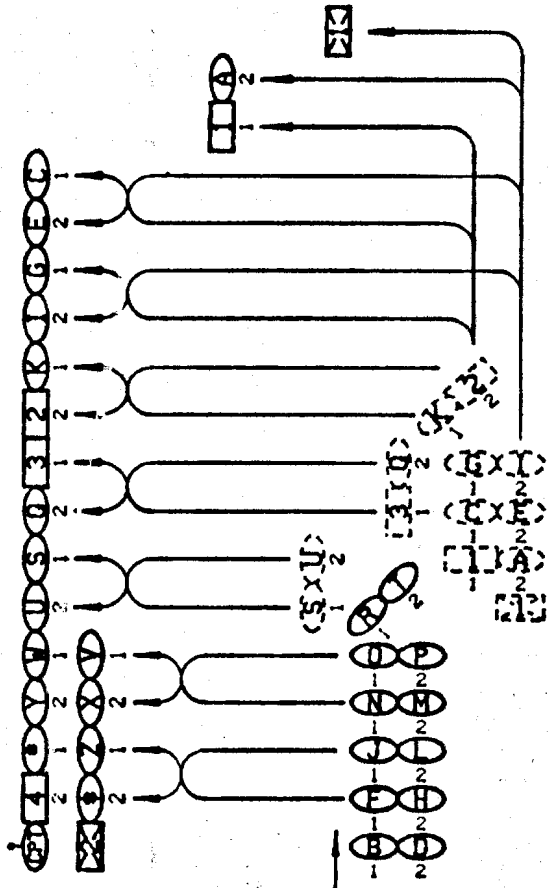
REAR
RANK
FILES

FRONT
RANK
FILES

STEP B

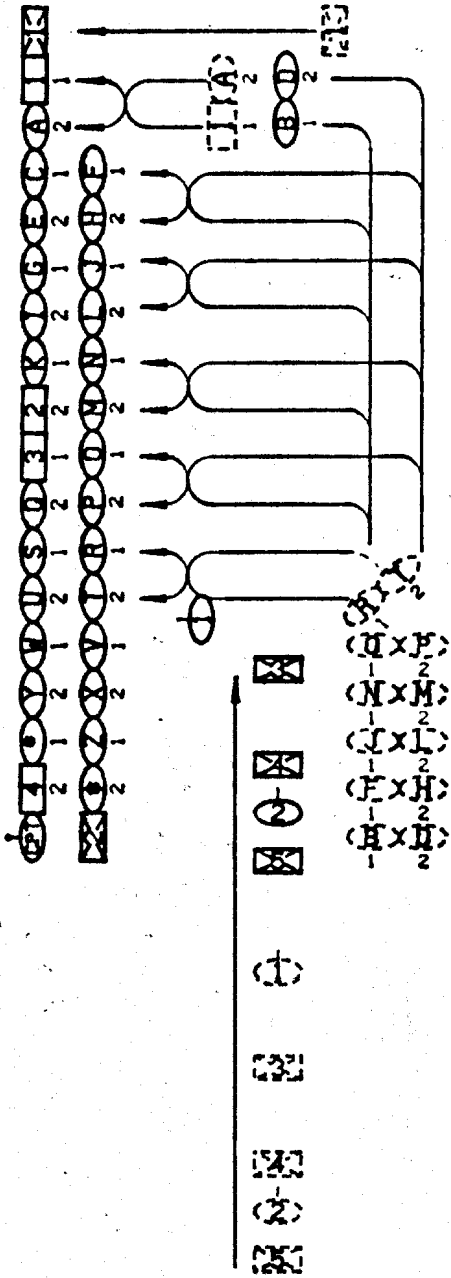


STEP C

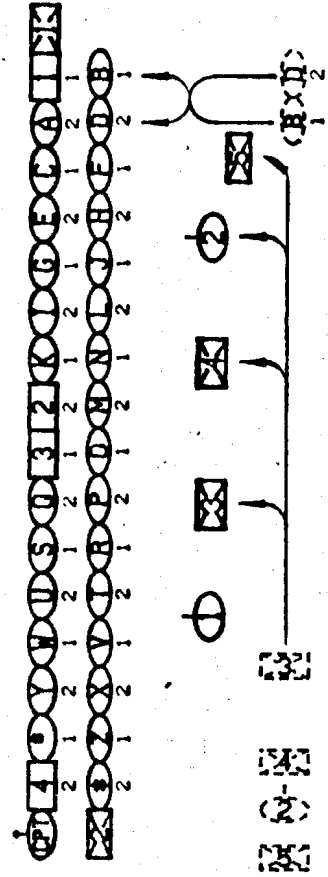


CONTINUED ON
NEXT PAGE

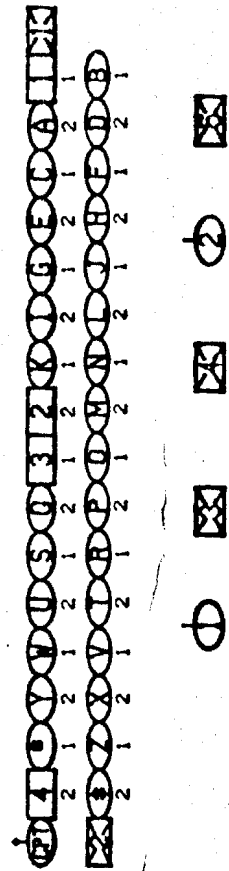
STEP D



STEP E

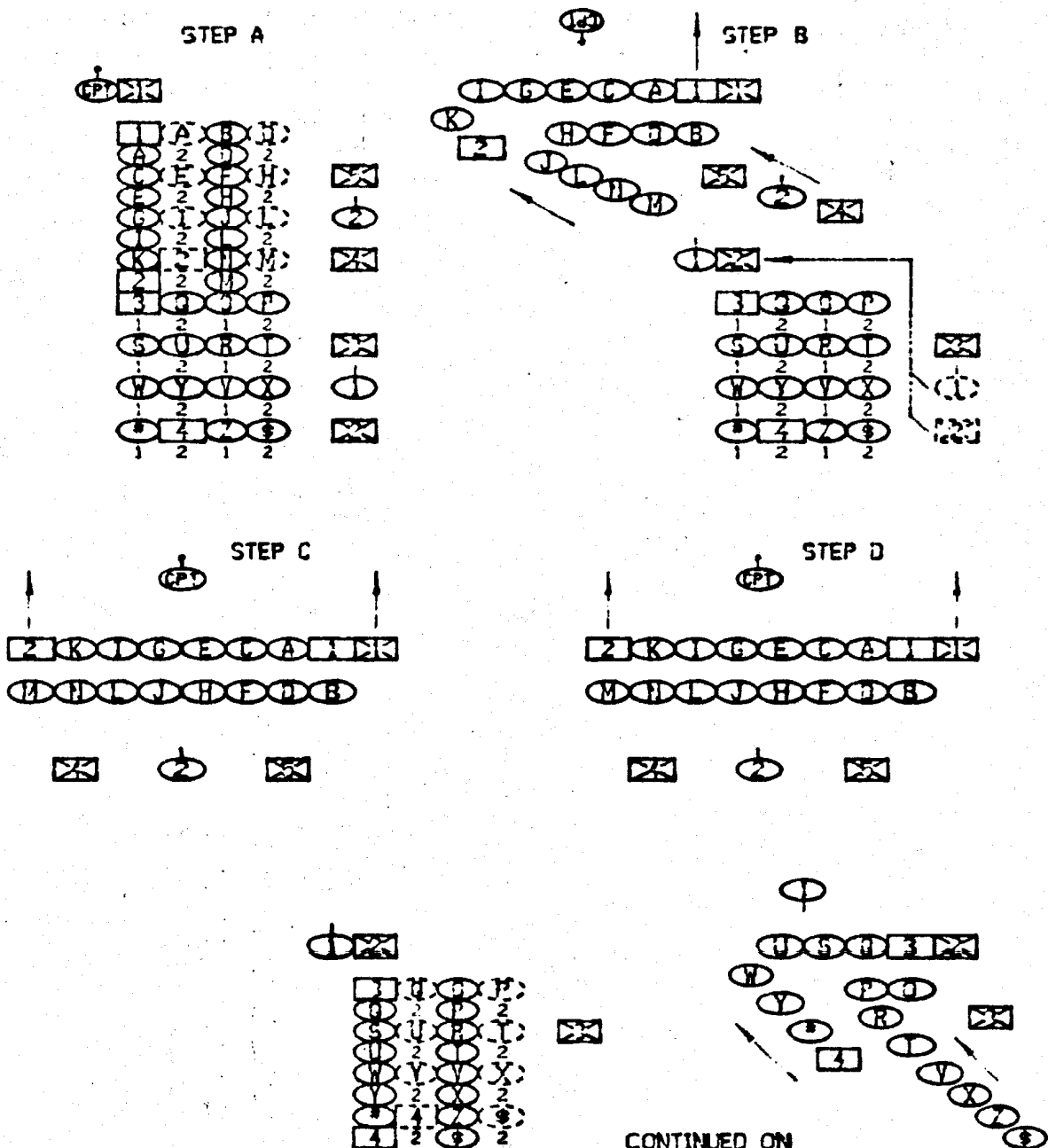


STEP F

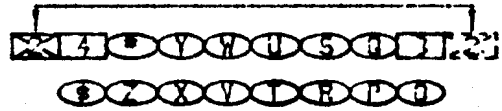
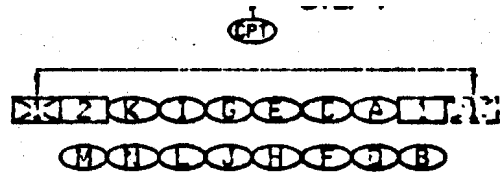
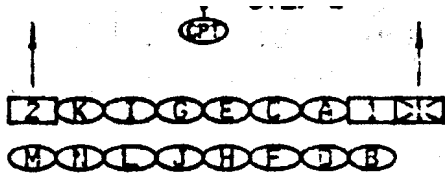


12. BY PLATOON INTO LINE, MARCH (MARCHING BY THE RIGHT FLANK)

THIS COMMAND IS SIMILAR TO NUMBER 9 'BY COMPANY INTO LINE' BUT IN THIS CASE EACH PLATOON WILL FORM LINE SEPERATELY SO THAT THE RESULT IS A COLUMN OF PLATOONS WITH THE FIRST PLATOON LEADING (ALSO KNOWN AS A COLUMN RIGHT IN FRONT). ON THE COMMAND 'BY PLATOON INTO LINE' THE FIRST LIEUTENANT WILL CAUTION THE SECOND PLATOON TO TAKE NO ACTION WHEN 'MARCH' IS COMMANDED. WHEN THE CAPTAIN DOES COMMAND 'MARCH' THE FIRST PLATOON WILL FORM LINE ON THE FIRST SERGEANT AS EXPLAINED IN NUMBER 8. AS SOON AS A GAP APPEARS BETWEEN THE REAR OF THE FIRST PLATOON AND THE FRONT OF THE SECOND PLATOON THE FIRST LIEUTENANT AND SECOND SERGEANT WILL PASS THROUGH THE GAP AND TAKE POSITION ON THE LEFT FRONT OF THE PLATOON. THE LIEUTENANT WILL IMMEDIATELY COMMAND 'MARK TIME' TO ALLOW THE FIRST PLATOON TO DRAW AHEAD AND THEN COMMAND 'BY PLATOON INTO LINE, MARCH' AND THE SECOND PLATOON WILL FORM A LINE ON THE SECOND SERGEANT IN THE SAME MANNER AS THE FIRST PLATOON. THE CAPTAIN AND FIRST LIEUTENANT WILL TAKE THIER POSITIONS IN FRONT OF THE CENTER OF EACH PLATOON. THE FILE CLOSERS WILL TAKE THIER USUAL POSITIONS. WHEN THE MANUEVER IS FINISHED THE PLATOON CHIEFS (CAPTAIN AND FIRST LIEUTENANT) WILL INDEPENDENTLY ORDER 'GUIDE LEFT' AND THE FIRST AND SECOND SERGEANTS WILL TAKE POSITIONS ON THE LEFT OF THIER RESPECTIVE PLATOONS.



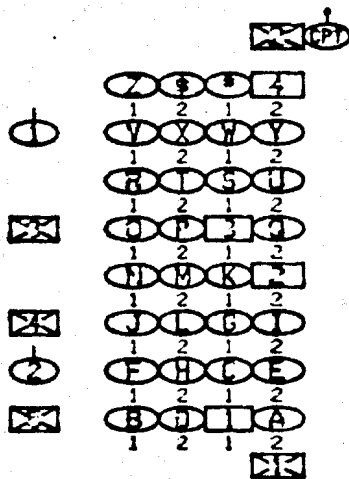
CONTINUED ON
NEXT PAGE



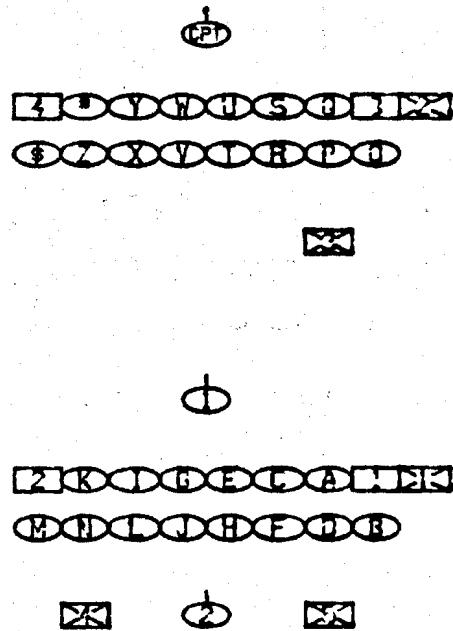
13. BY PLATOON INTO LINE. MARCH (MARCHING BY THE LEFT FLANK)

THIS COMMAND IS CARRIED OUT EXACTLY LIKE THE PREVIOUS ONE SIMPLY SUBSTITUTING THE THE INSTRUCTIONS IN NUMBER 9 FOR NUMBER 8 AND COMMANDING 'GUIDE RIGHT' AT THE END. THE COMPANY WILL AGAIN END IN A COLUMN OF PLATOONS BUT THIS TIME WITH THE SECOND PLATOON LEADING ALSO KNOWN AS A COLUMN LEFT IN FRONT. ONE ADDITIONAL DIFFERENCE IS THAT THE CAPTAIN WILL LEAD THE FIRST PLATOON AND THE FIRST LIEUTENANT THE SECOND.

START



FINISH

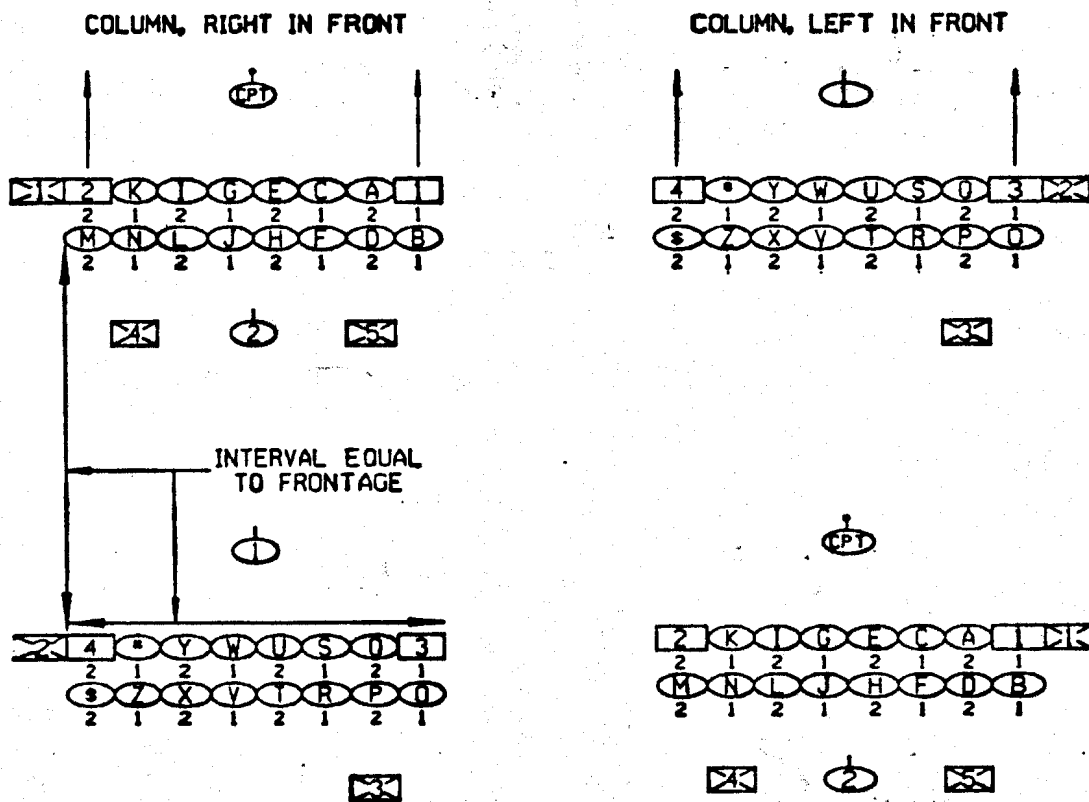


MANUEVERS WHILE IN COLUMN OF PLATOONS

WHEN THE COMPANY IS SPLIT INTO PLATOONS WITH ONE MARCHING IN FRONT OF THE OTHER THE FORMATION IS KNOWN AS A COLUMN OF PLATOONS OR SOMETIMES JUST AS A COLUMN. IF THE FIRST PLATOON IS LEADING THE COLUMN THE COMPANY IS SAID TO BE IN 'COLUMN, RIGHT IN FRONT'. IF THE SECOND PLATOON IS LEADING IT IS IN 'COLUMN, LEFT IN FRONT'.

1. FORWARD MARCH

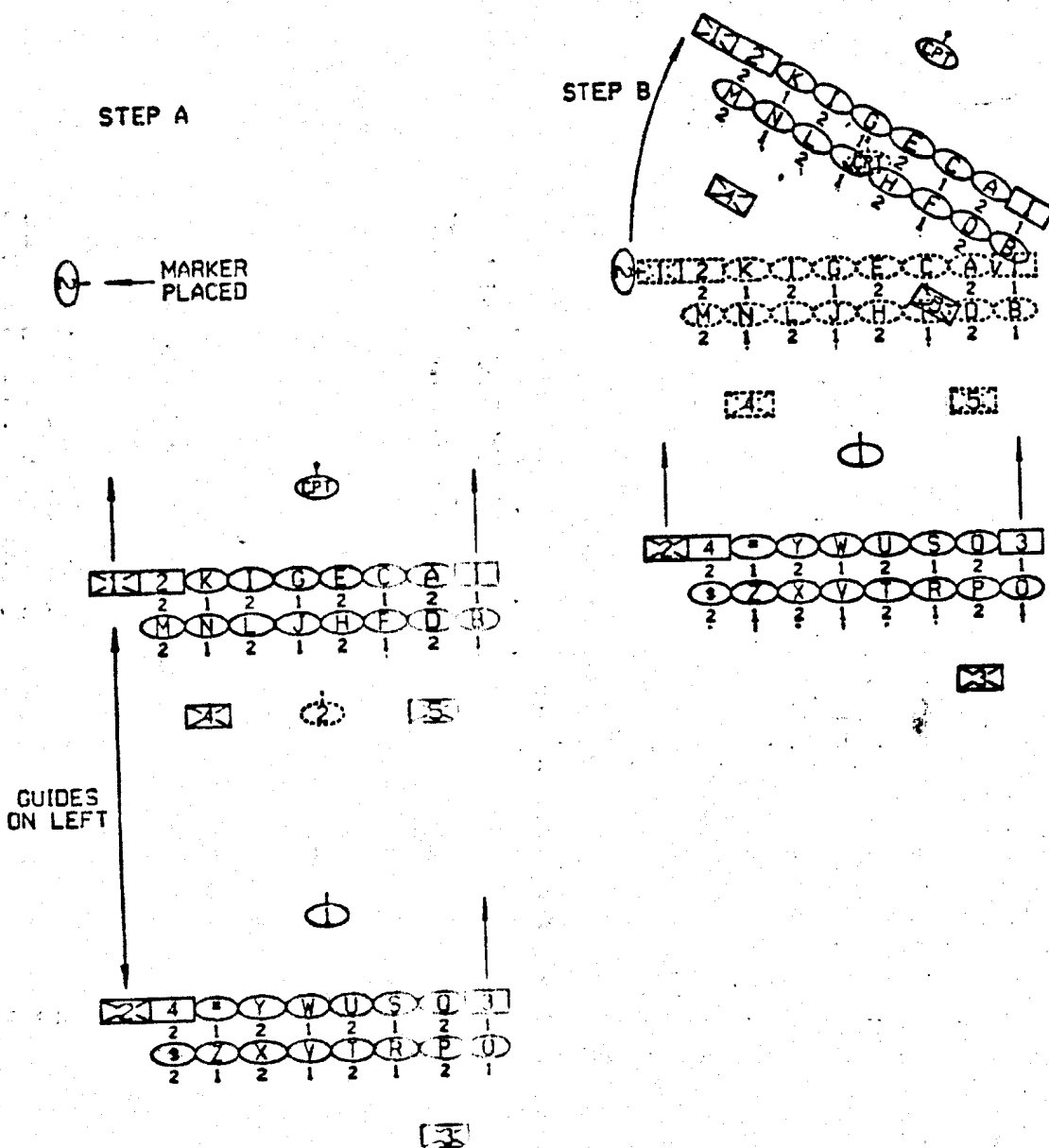
MARCHING IN COLUMN IS MUCH LIKE MARCHING IN ANY OTHER FORMATION BUT WITH THE FOLLOWING ADDITIONS. WHEN MARCHING RIGHT IN FRONT THERE IS ALWAYS A LEFT GUIDE FOR EACH PLATOON. WHEN MARCHING LEFT IN FRONT THERE IS ALWAYS A RIGHT GUIDE FOR EACH PLATOON. LASTLY, IT IS EXTREMELY IMPORTANT FOR THE GUIDE OF THE FOLLOWING PLATOON TO MAINTAIN THE PROPER DISTANCE FROM THE LEADING PLATOON AND TO FOLLOW THE PATH OF THE LEADING PLATOON EXACTLY. THE PROPER DISTANCE FROM LEADING PLATOON TO FOLLOWING PLATOON IS EQUAL TO THE FRONTAGE OF THE FOLLOWING PLATOON.



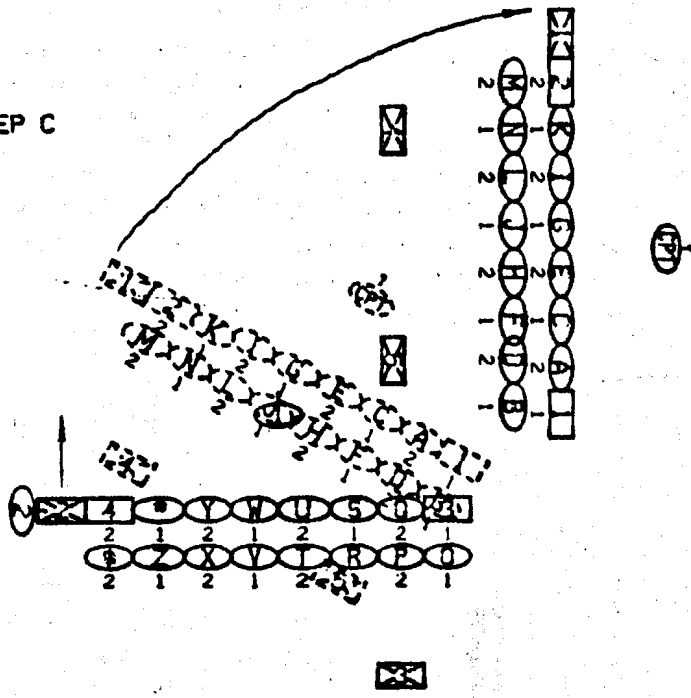
WHEN THE CAPTAIN GIVES ORDERS THAT EFFECT THE ENTIRE COMPANY, HE WILL PREFACE THE COMMAND WITH 'COLUMN'. COMMANDS THAT ONLY EFFECT THE INDIVIDUAL PLATOONS WILL BE GIVEN BY THE APPROPRIATE CHIEF OF PLATOON AND WILL BE PREFACED 'PLATOON'.

2. RIGHT WHEEL, MARCH

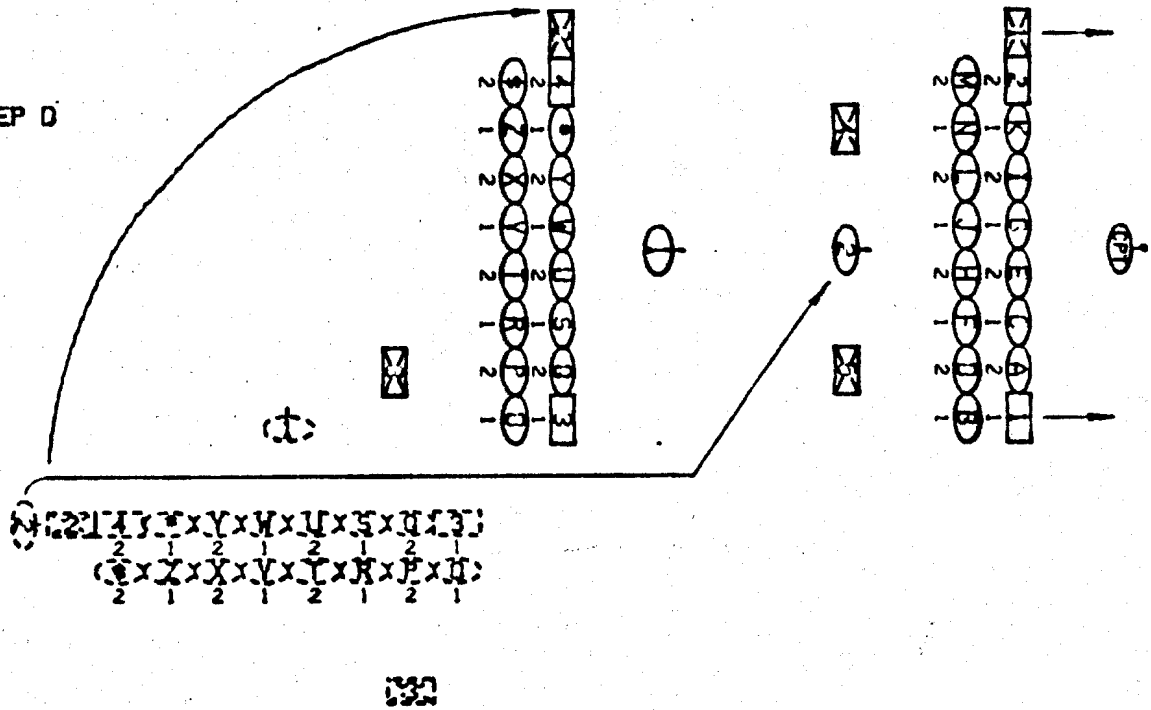
THIS MANUEVER IS CARRIED OUT USING THE PRINCIPLES ALREADY EXPLAINED FOR WHEELING IN LINE OF BATTLE WITH SEVERAL ADDITIONS. IN PREPARING FOR THE WHEEL THE CAPTAIN WILL ORDER THE GUIDES TO THE FLANK OPPOSITE TO THE DIRECTION THE WHEEL IS TO BE IN. FOR EXAMPLE IF IT IS A RIGHT WHEEL THE GUIDES SHOULD BE ON THE LEFT FLANK. IN ADDITION IT IS VERY IMPORTANT THAT EACH PLATOON BEGINS IT'S WHEEL IN THE SAME SPOT OR THEY WILL LOSE THIER ALIGNMENT. TO ACCOMPLISH THIS THE CAPTAIN MAY WISH TO PLACE A MAN TO MARK WHERE THE WHEEL IS TO BEGIN. A GOOD MAN FOR THIS WOULD BE THE SECOND LIEUTENANT. HE SHOULD MOVE AHEAD OF THE COLUMN AND PLACE HIMSELF WHERE THE WHEEL IS TO BEGIN ON THE FLANK OPPOSITE TO THE DIRECTION OF THE WHEEL. WHEN THE COLUMN IS FOUR PAGES FROM THE MARKER THE CAPTAIN WILL COMMAND 'COLUMN, RIGHT WHEEL'. WHEN THE LEADING PLATOON COMES ABREAST THE MARKER HE WILL COMMAND 'MARCH' AND THE PLATOON WILL WHEEL AS DESCRIBED PREVIOUSLY. THE WHEEL WILL CEASE WHEN THE LEADING PLATOON CHIEF ORDERS 'FORWARD, MARCH'. THE FOLLOWING PLATOON WILL MARCH STRAIGHT FORWARD UNTIL IT REACHES THE MARKER AND THEN IT'S CHIEF WILL ORDER THE WHEEL AS DESCRIBED ABOVE.



STEP C



STEP D

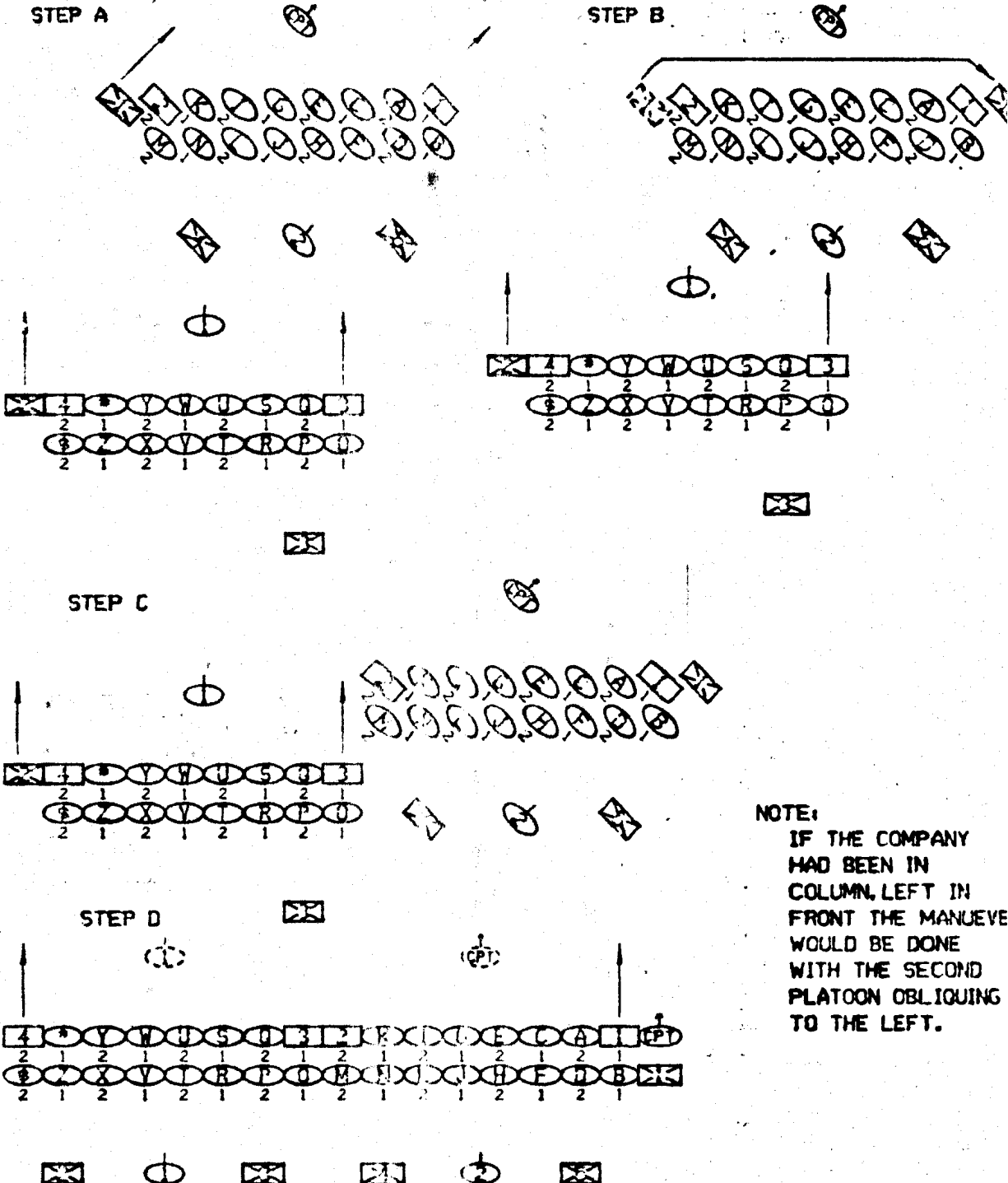


3. LEFT WHEEL, MARCH

THIS MANUEVER IS CARRIED OUT EXACTLY LIKE THE PREVIOUS ONE EXCEPT THE GUIDES ARE ON THE RIGHT AND THE WHEEL IS MADE TO THE LEFT.

4. FORM COMPANY

THIS COMMAND WILL CAUSE A COMPANY IN COLUMN TO REFORM THE LINE OF BATTLE AND CONTINUE TO FACE IN THE SAME DIRECTION. AFTER THE CAPTAIN ORDERS 'FORM COMPANY' HE WILL IMMEDIATELY ADD: 'FIRST PLATOON, RIGHT OBLIQUE, MARCH'. THE FIRST PLATOON WILL RIGHT OBLIQUE AND THE SECOND PLATOON WILL CONTINUE TO MARCH FORWARD. THE FIRST SERGEANT WILL CROSS IN FRONT OF THE PLATOON AND TAKE HIS POSITION ON THE RIGHT. WHEN THE LEFT OF THE FIRST PLATOON COMES INTO A LINE WITH THE RIGHT OF THE SECOND PLATOON THE CAPTAIN WILL ORDER 'MARK TIME, MARCH'. THE FIRST PLATOON WILL THEN MARK TIME UNTIL THE SECOND PLATOON CLOSES TO A FEW PACES AND THEN THE CAPTAIN WILL ORDER 'FORWARD,' AND THEN 'MARCH' AS THE TWO PLATOONS COME ABREAST. THE COMPANY WILL THEN PROCEED FORWARD IN LINE OF BATTLE.

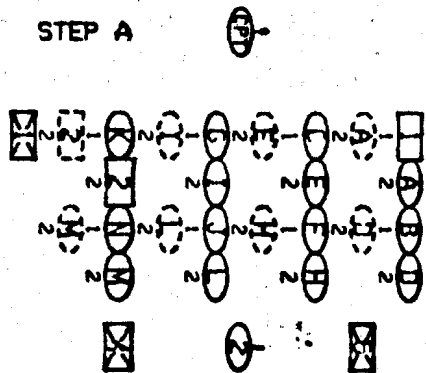


NOTE:
IF THE COMPANY HAD BEEN IN COLUMN, LEFT IN FRONT THE MANUEVE WOULD BE DONE WITH THE SECOND PLATOON OBLIQUING TO THE LEFT.

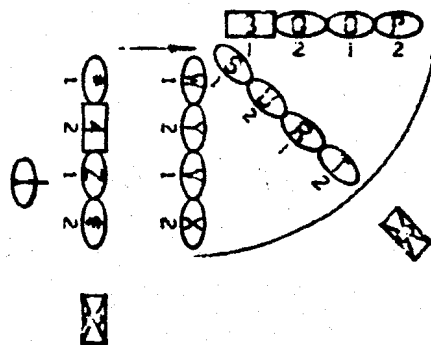
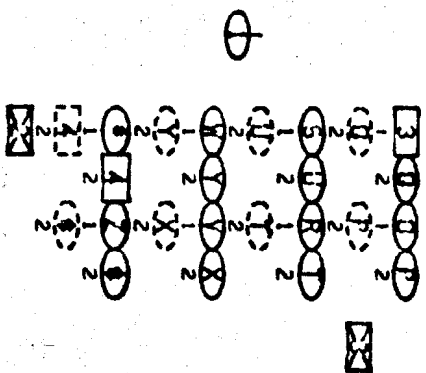
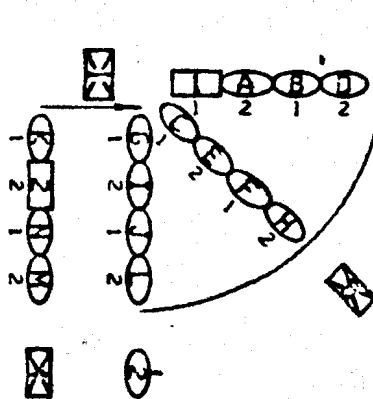
5. COMPANY BY THE RIGHT(LEFT) FLANK, BY FILE LEFT(RIGHT), MARCH

IF THE COMPANY IS MARCHING IN COLUMN THIS COMMAND WILL CAUSE IT TO MARCH BY THE FLANK IN THE SAME DIRECTION. ON THE COMMAND 'MARCH', BOTH PLATOONS WILL MAKE A RIGHT FACE, DOUBLE, AND IMMEDIATELY DO A BY FILES LEFT. THE CAPTAIN, FIRST LIEUTENANT AND FIRST SERGEANT SHOULD TAKE THEIR USUAL POSITIONS AS RAPIDLY AS POSSIBLE.

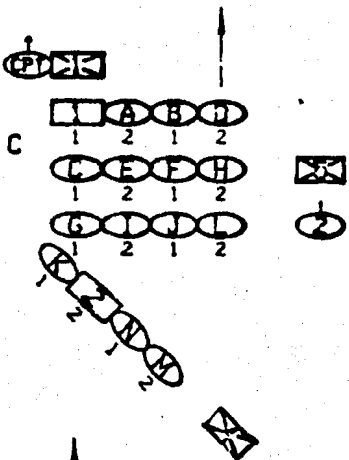
STEP A



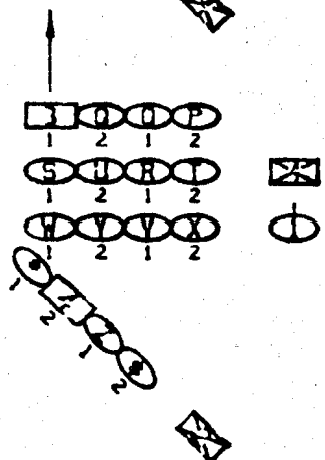
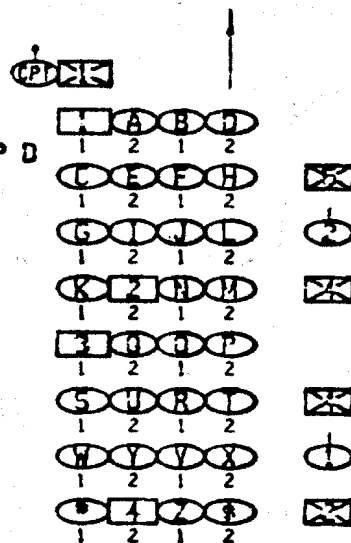
STEP B



STEP C



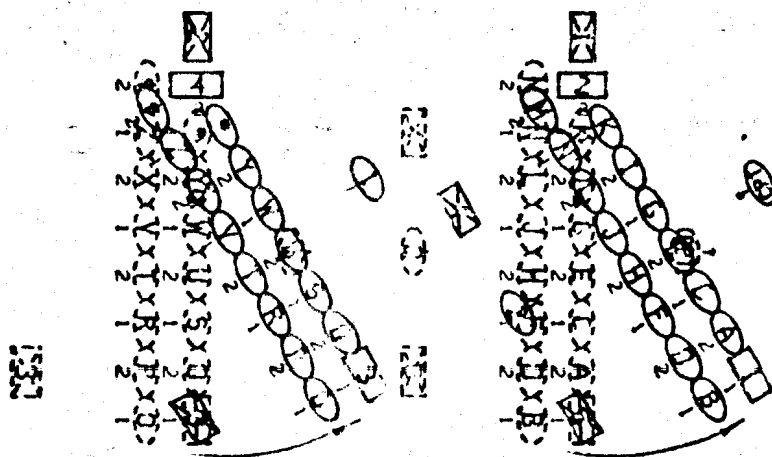
STEP D



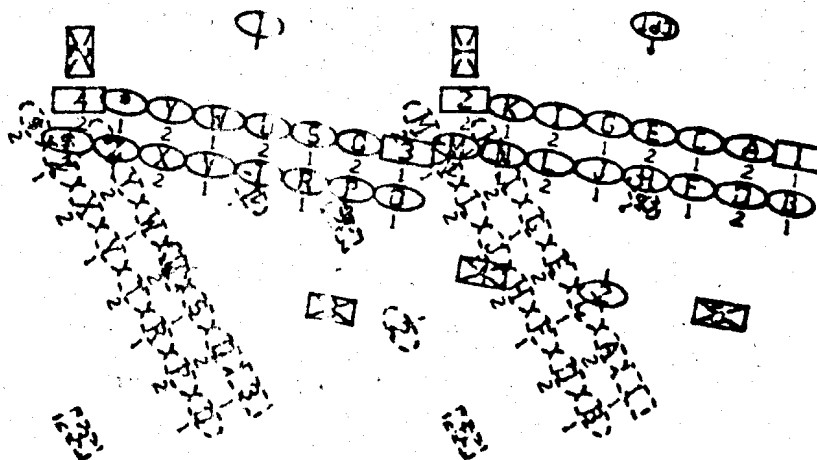
6. LEFT WHEEL INTO LINE. MARCH

THIS COMMAND WILL CAUSE THE COMPANY MARCHING IN COLUMN, RIGHT IN FRONT TO WHEEL EACH PLATOON TO THE LEFT AND FORM A LINE OF BATTLE FACING TO THE LEFT OF THE ORIGINAL LINE OF MARCH. PRIOR TO GIVING THIS COMMAND THE CAPTAIN MAY WISH TO DRESS ONE OF THE PLATOONS FORWARD OR BACKWARDS TO ACHIEVE THE PROPER SPACING BETWEEN THE PLATOONS. THIS SPACING IS EQUAL TO THE FRONTAGE OF THE SECOND PLATOON. ON THE COMMAND 'MARCH THE LEFT GUIDES WILL STAND FAST AND THE FRONT RANK MEN IMMEDIATELY TO THEIR RIGHT WILL MAKE A FULL LEFT FACE. EACH PLATOON WILL THEN WHEEL TO THE LEFT USING THESE MEN AS A PIVOT POINT. THE CAPTAIN AND FIRST LIEUTENANT WILL OBSERVE THE WHEEL AND WHEN THE RIGHT OF EACH PLATOON IS THREE PACES FROM THE LINE OF BATTLE THEY WILL COMMAND 'HALT'. AT THIS POINT THE FIRST LIEUTENANT WILL RETURN TO HIS PLACE WITH THE FILE CLOSERS AND THE CAPTAIN WILL TAKE HIS ON THE RIGHT OF THE COMPANY. HE WILL THEN COMMAND 'RIGHT DRESS' AND BOTH PLATOONS WILL FORM ON THE CAPTAIN. HE WILL THEN ORDER 'FRONT' FOLLOWED BY

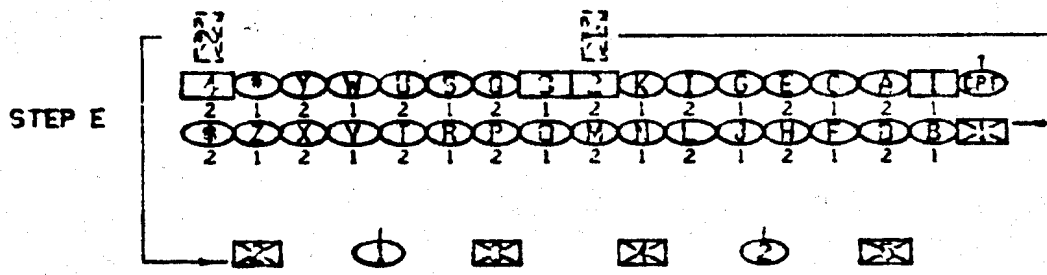
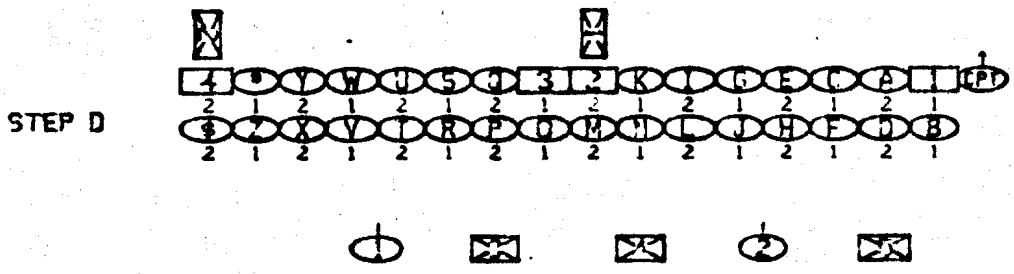
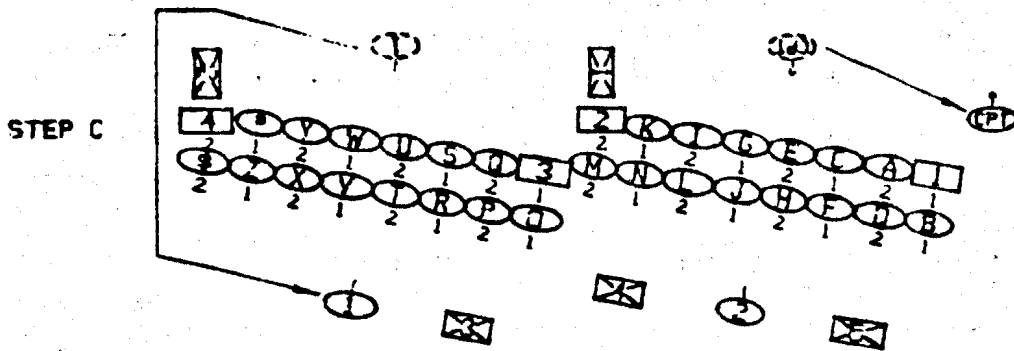
STEP A



STEP B



CONTINUED ON
NEXT PAGE



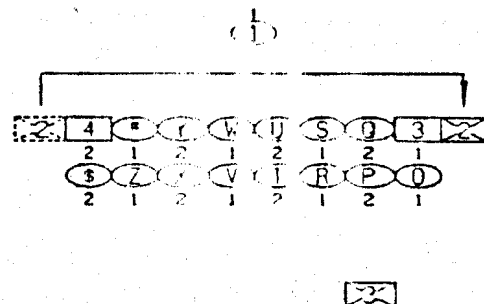
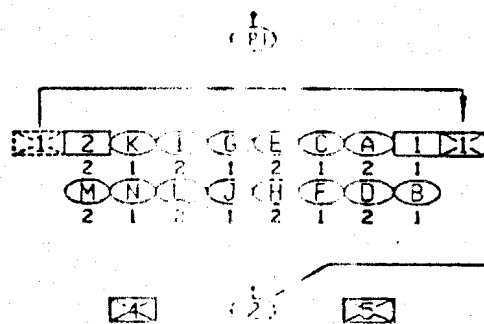
7. RIGHT WHEEL INTO LINE, MARCH

THIS COMMAND CAN BE GIVEN WHEN THE COMPANY IS IN COLUMN LEFT IN FRONT. IT IS CARRIED OUT IN EXACTLY THE SAME MANNER AS THE PREVIOUS COMMAND SUBSTITUTING A RIGHT WHEEL FOR THE LEFT WHEEL.

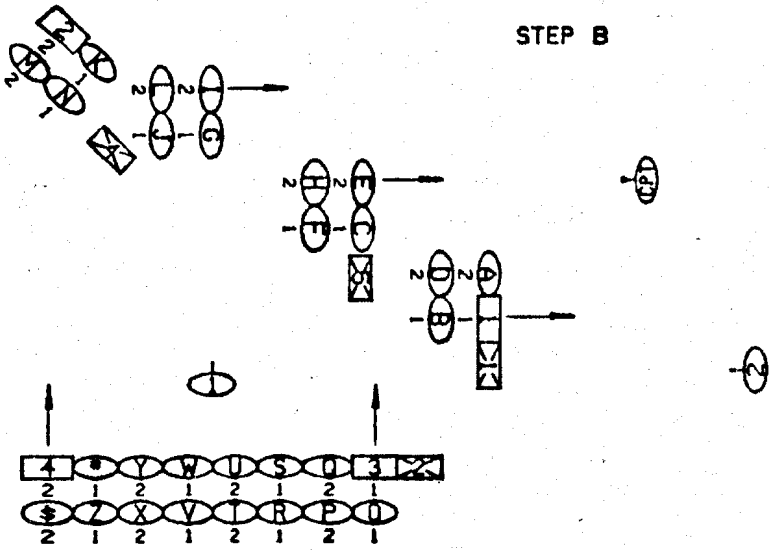
8. ON THE RIGHT INTO LINE

IF THE COMPANY IS MARCHING IN COLUMN, RIGHT IN FRONT THIS COMMAND WILL CAUSE IT TO FORM A LINE OF BATTLE FACING TO THE RIGHT. WHEN THE CAPTAIN ORDERS 'ON THE RIGHT INTO LINE' HE WILL SEND A MAN (POSSIBLY THE SECOND LIEUTENANT) TO MARK WHERE THE RIGHT FLANK OF THE LINE IS TO REST. THIS SPOT SHOULD BE WELL AHEAD OF THE COMPANY AND AT LEAST TEN PACES BEYOND IT'S RIGHT FLANK. WHILE THIS MARKER IS MOVING TO HIS POSITION THE CAPTAIN WILL ORDER 'GUIDE RIGHT'. WHEN THE HEAD OF THE COLUMN COMES ABREAST THE MARKER THE CAPTAIN WILL ORDER 'RIGHT TURN' TO THE FIRST PLATOON. THIS COMMAND MEANS THAT THE FIRST GROUP OF FOUR MEN WILL WHEEL 90 DEGREES TO THE RIGHT AND MARCH FORWARD. THE REST OF THE PLATOON WILL CONTINUE STRAIGHT UNTIL IT IS JUST PAST THE LEFT OF THE FIRST FOUR MEN AND THEN THE NEXT GROUP OF FOUR WILL WHEEL AS THE FIRST DID. THIS WILL BE REPEATED UNTIL THE ENTIRE PLATOON HAS TURNED. WHEN THE FIRST GROUP OF FOUR IS ABOUT THREE PACES FROM THE MARKER THE CAPTAIN WILL ORDER 'HALT' AND ALLOW THE REST OF THE PLATOON TO COME UP INTO LINE WITH IT. AT THIS POINT THE CAPTAIN WILL PLACE HIMSELF ON THE RIGHT OF THE LINE OF BATTLE AND THE RIGHT GUIDE WILL PLACE HIMSELF IMMEDIATELY IN FRONT OF WHERE THE LEFT OF THE PLATOON IS TO REST AND FACE TOWARDS THE CAPTAIN. THE CAPTAIN WILL THEN ORDER 'RIGHT DRESS' AND THE PLATOON WILL DRESS ITSELF ON THE CAPTAIN. WHILE THIS HAS BEEN GOING ON THE SECOND PLATOON WILL REPEAT WHAT THE FIRST PLATOON HAS DONE, PLACING ITSELF TO THE LEFT OF THE FIRST PLATOON. AFTER THE COMPANY IS IN LINE THE CAPTAIN WILL ORDER 'GUIDES, POSITIONS'.

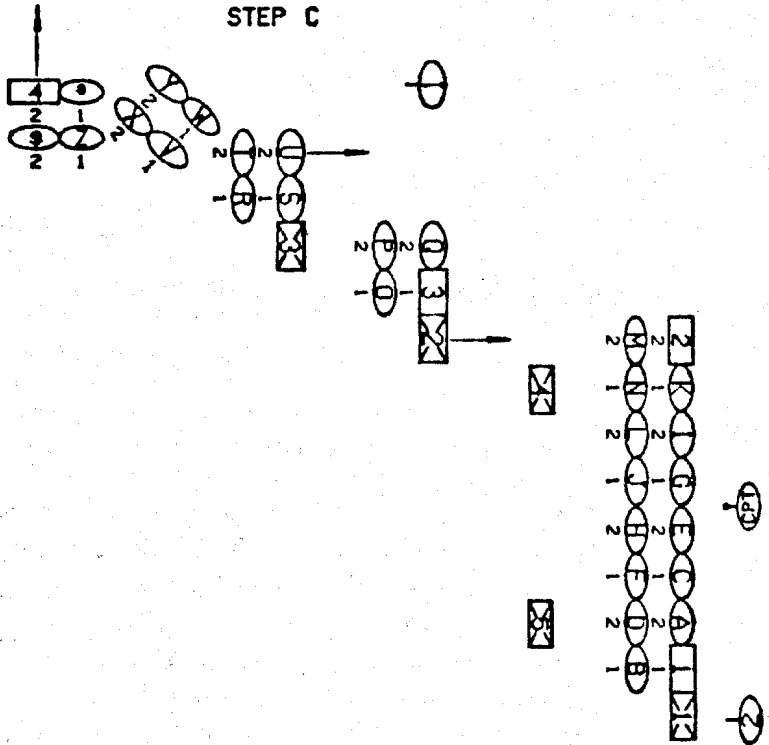
STEP A



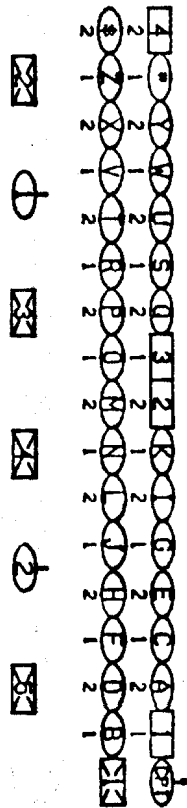
STEP B



STEP C



STEP D



THIS SECTION DEALS WITH DEPLOYING AND MANUEVERING SKIRMISHERS. THE INSTRUCTIONS ARE PRESENTED HERE AS THEY ARE IN CASEY'S INFANTRY TACTICS BUT REENACTORS MAY FIND IT NECESSARY TO ALTER THEM SOMEWHAT TO FIT THE NUMBER OF MEN AND SPACE AVAILABLE. IN PARTICULAR, THE SPACINGS MENTIONED WILL USUALLY NEED TO BE REDUCED.

WHEN A COMPANY DEPLOYS AS SKIRMISHERS IT WILL BE DIVIDED INTO IT'S TWO PLATOONS. THE PLATOONS WILL BE SUBDIVIDED INTO TWO SECTIONS. EACH GROUP OF FOUR MEN WILL BE DESIGNATED AS 'COMRADES IN BATTLE'. THESE FOUR MEN SHOULD KNOW EACH OTHER AND POTENTIALLY WILL BE ABLE TO DRILL TOGETHER ON A CONTINUING BASIS. SINCE THE GROUPS OF FOUR ARE TAKEN IN ORDER DOWN THE LINE THIS MAY NOT ALWAYS BE POSSIBLE.

THE USUAL METHOD OF DEPLOYING SKIRMISHERS IS TO DEPLOY ONE PLATOON IN A SKIRMISH LINE AND KEEP THE OTHER PLATOON FORMED AS A RESERVE. IF THE CIRCUMSTANCES WARRANT IT THE ENTIRE COMPANY MAY DEPLOY AS SKIRMISHERS.

DEPLOYMENT

A COMPANY MAY DEPLOY AS SKIRMISHERS IN TWO WAYS: FORWARD AND BY THE FLANK. THE COMPANY WILL DEPLOY FORWARD IF THE INTENDED AREA OF ACTION IS FORWARD OF THE COMPANY'S POSITION. THE COMPANY WILL DEPLOY BY THE FLANK IF IT IS ALREADY ON THE LINE OF ACTION.

1. DEPLOYING FORWARD

IF THE COMPANY IS IN LINE OF BATTLE AND EITHER MARCHING OR AT A HALT AND THE CAPTAIN WISHES TO DEPLOY THE FIRST PLATOON AS SKIRMISHERS WHILE KEEPING THE SECOND PLATOON IN RESERVE HE WILL COMMAND:


'FIRST PLATOON, AS SKIRMISHERS'

IMMEDIATELY THE 2ND LIEUTENANT WILL PLACE HIMSELF BEHIND THE CENTER OF THE FIRST SECTION. THE 5TH SERGEANT WILL MOVE TO THE FRONT CENTER OF THE FIRST PLATOON AND THE 4TH SERGEANT WILL MOVE TO PLACE HIMSELF ON THE LEFT OF THE FIRST PLATOON AS SOON AS THERE IS ROOM TO PASS. IF THERE IS A 3RD LIEUTENANT PRESENT HE WILL PLACE HIMSELF BEHIND THE CENTER OF THE SECOND SECTION. OTHERWISE THE 1ST SERGEANT WILL FILL THIS POSITION. (IN MOST REENACTMENT SITUATIONS THE NUMBER OF MEN BEING DEPLOYED AS SKIRMISHERS WILL NOT REALLY JUSTIFY HAVING A CHIEF FOR EACH SECTION SO IT WILL BE MORE PRACTICAL TO HAVE THE 2ND LIEUTENANT TAKE A CENTRAL POSITION BEHIND THE PLATOON AND JUST DISPENSE WITH THE OTHER POSITION. THE REST OF THESE INSTRUCTIONS WILL ASSUME THAT THIS IS THE CASE.)

WHILE THIS IS BEING DONE THE 1ST LIEUTENANT WILL PLACE HIMSELF IN FRONT OF THE SECOND PLATOON AND COMMAND:

'SECOND PLATOON, BACKWARDS, MARCH'

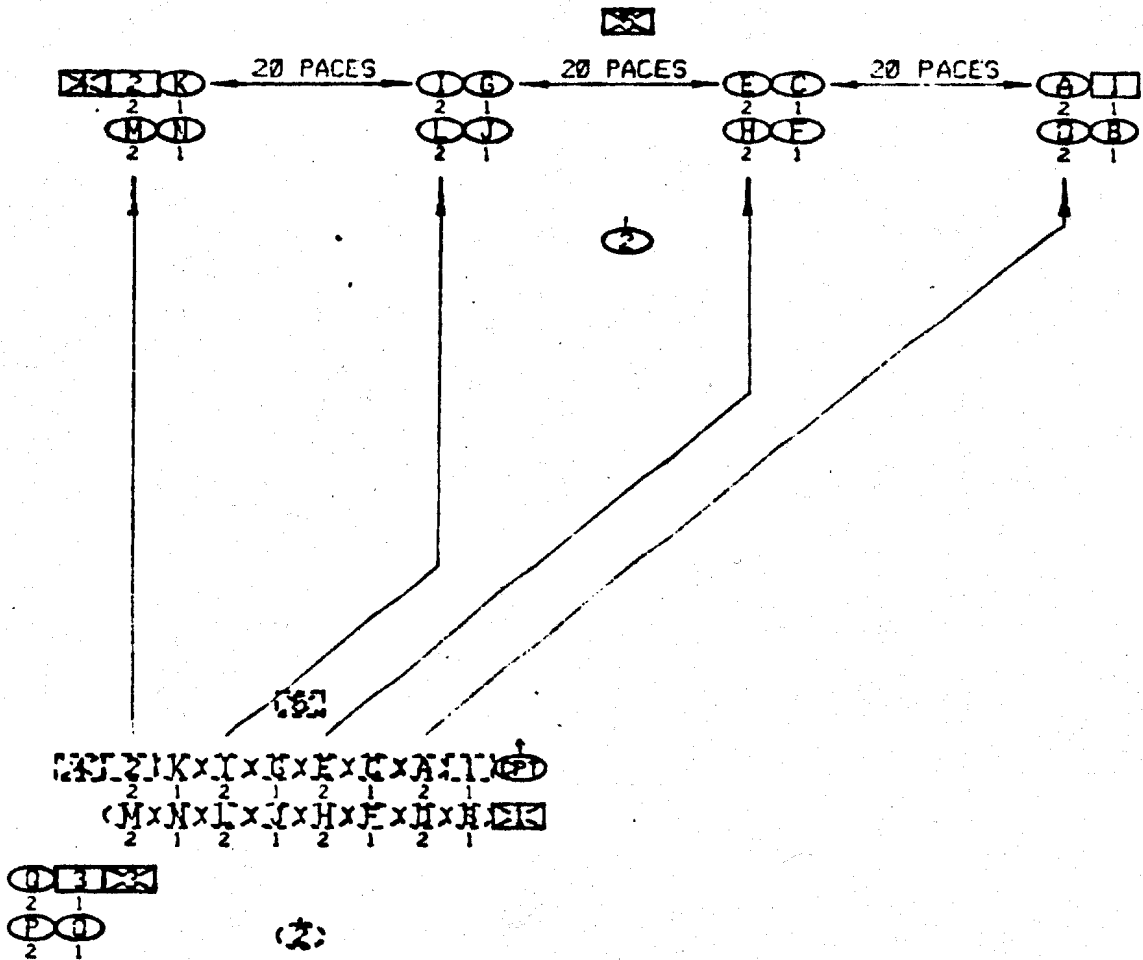
HE WILL HALT THE PLATOON THREE PACES TO THE REAR. THE 2ND SERGEANT WILL PLACE HIMSELF ON THE LEFT OF THE PLATOON AND THE 3RD SERGEANT ON THE RIGHT. IF THE COMPANY HAD BEEN MARCHING FORWARD THE SECOND PLATOON WOULD HAVE BEEN HALTED TO ALLOW THE FIRST PLATOON TO DRAW THREE PACES AHEAD.



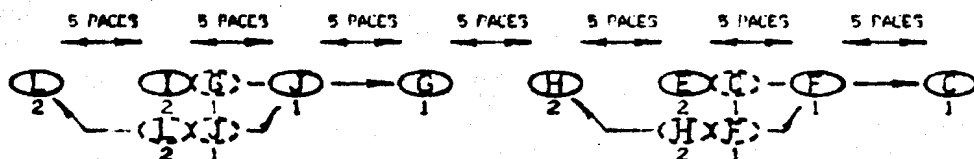
ONCE THESE ARRANGEMENTS ARE COMPLETE THE CAPTAIN WILL ORDER:

'ON THE LEFT FILE, TAKE INTERVALS, MARCH.'

ON THE COMMAND 'MARCH' THE LEFT GROUP OF FOUR MEN, CONDUCTED BY THE 4TH SERGEANT WILL MARCH FORWARD (OR TOWARDS A POINT INDICATED BY THE CAPTAIN). THE REST OF THE PLATOON WILL MARCH FORWARD AND VEER TO THE RIGHT TO OPEN UP A GAP FROM THE FIRST GROUP. WHEN THIS GAP REACHES 20 PACES THE NEXT GROUP OF FOUR WILL BREAK OFF AND PARALLEL THE FIRST GROUP. THE REST OF THE PLATOON WILL CONTINUE TO THE RIGHT AND THIS PROCESS WILL CONTINUE UNTIL EACH GROUP OF FOUR IS SEPERATED BY 20 PACES. DURING DEPLOYMENT THE RIFLE SHOULD BE HELD AT RIGHT SHOULDER SHIFT AND THE BAYONET SHOULD NOT BE FIXED.

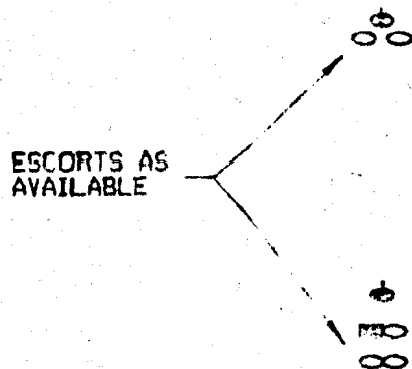


WHEN THE PLATOON REACHES THE DESIRED POSITION THE CAPTAIN WILL HALT IT. THE GROUPS OF FOUR, WHICH SHOULD HAVE REMAINED TOGETHER UP TO NOW, WILL THEN DEPLOY INTO A SINGLE LINE WITH 5 PACES BETWEEN EACH MAN. THE FRONT RANK NUMBER 2 MAN WILL STAND FAST AND THE REST WILL DEPLOY ON HIM WITH THE REAR RANK MEN ON THE LEFT OF THEIR FILE LEADERS. DEPLOYING INTO THE LINE IS DONE AUTOMATICALLY WHEN HALTED. THE CAPTAIN MAY ORDER THE GROUPS TO DEPLOY WITHOUT HALTING. ONCE FULLY DEPLOYED THE MEN MAY CARRY THE RIFLE IN ANY MANNER THEY PLEASE.



WHEN THE MEN DEPLOY THE 100'S WILL TAKE A POSITION 10 PACES BEHIND THE LINE. THE SECTION CHIEFS WILL TAKE A POSITION 25 PACES BEHIND THE CENTER OF THEIR SECTIONS. IN THEORY EACH SECTION CHIEF SHOULD HAVE AN ESCORT OF FOUR MEN TAKEN FROM THE RESERVE PLATOON. IN PRACTICE THIS WON'T USUALLY BE POSSIBLE. A MORE REASONABLE ARRANGEMENT WOULD BE TO HAVE THE 4TH AND 5TH SERGEANTS TAKE THE POSITION OF SECTION CHIEF WITHOUT AN ESCORT AND HAVE THE 2ND LIEUTENANT TAKE UP A CENTRAL POSITION WITH WHATEVER ESCORT IS AVAILABLE. (IF THE PLATOON DOES NOT DIVIDE EQUALLY INTO GROUPS OF FOUR THESE ODD MEN COULD BE USED FOR THE ESCORT.) IF A BUGLER IS AVAILABLE HE SHOULD GO WITH THE LIEUTENANT.

THE SECOND PLATOON SHOULD TAKE UP A RESERVE POSITION 150 YARDS BEHIND THE CENTER OF THE FIRST PLATOON. THE CAPTAIN MAY ATTACH HIMSELF TO THE SECOND PLATOON OR, TAKING AN ESCORT OF FOUR MEN, MOVE TO WHEREVER HE IS NEEDED. THE ESCORT COULD INCLUDE THE 1ST SERGEANT (IF HE IS NOT ACTING AS A SECTION CHIEF) AND A BUGLER IF AVAILABLE.



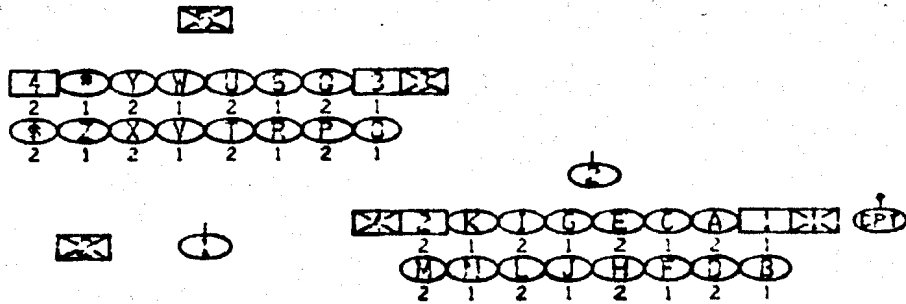
THE ABOVE EXAMPLE HAD THE PLATOON DEPLOY ON THE LEFT FILE BUT IF THE CAPTAIN ORDERS IT THE DEPLOYMENT COULD TAKE PLACE ON THE RIGHT FILE, CENTER FILE OR ANY FILE HE DESIGNATES

2. TO DEPLOY BY THE FLANK

WITH THE COMPANY HALTED IN LINE OF BATTLE THE CAPTAIN WILL COMMAND:

'SECOND PLATOON, AS SKIRMISHERS'

THE 2ND LIEUTENANT WILL ORDER THE FIRST PLATOON 3 PACES TO THE REAR AND THE COMPANY WILL ARRANGE ITSELF AS SHOWN BELOW:

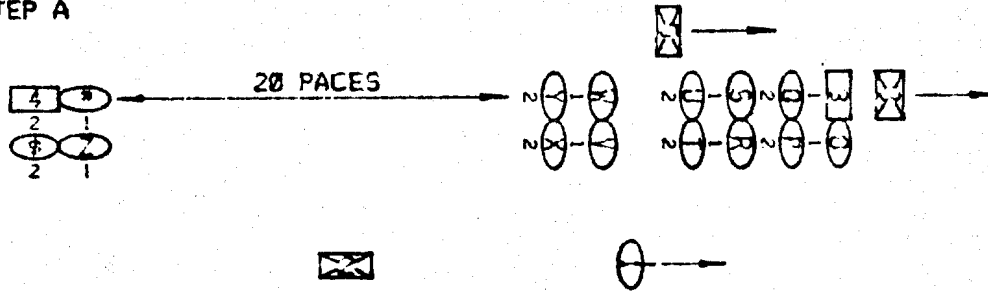


THE CAPTAIN WILL THEN COMMAND:

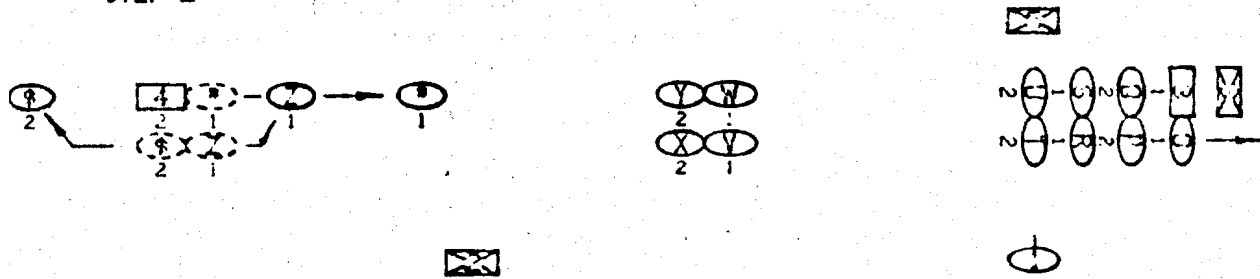
'BY THE RIGHT FLANK, TAKE INTERVALS, MARCH.'

THE SECOND PLATOON WILL FACE TO THE RIGHT (WITHOUT DOUBLING) AND MARCH FORWARD. THE LEFT GROUP OF FOUR MEN WILL STAND FAST. WHEN A GAP OF 20 PACES HAS OPENED BETWEEN THIS GROUP AND THE REST OF THE PLATOON THE NEXT GROUP OF FOUR WILL HALT AND FACE FRONT. AS SOON AS THE SECOND GROUP HAS REACHED IT'S INTERVAL THE FIRST GROUP CAN DEPLOY INTO LINE AS EXPLAINED PREVIOUSLY. THIS PROCESS IS REPEATED UNTIL THE ENTIRE PLATOON IS DEPLOYED.

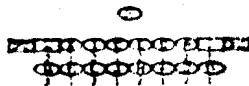
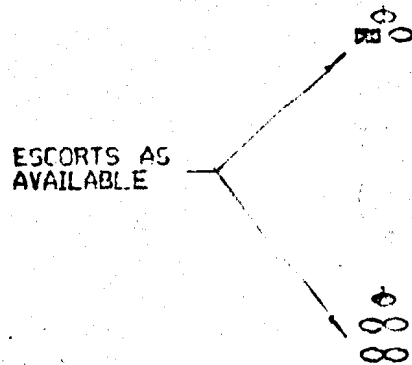
STEP A



STEP B



WHILE THE SECOND PLATOON IS DEPLOYING, THE 1ST LIEUTENANT WILL FACE THE FIRST PLATOON ABOUT AND MARCH IT TO THE REAR TO TAKE UP IT'S PROPER SUPPORT POSITION. WHEN DEPLOYMENT IS COMPLETE THE OFFICERS AND NCO'S SHOULD TAKE THE SAME POSITIONS AS DESCRIBED UNDER DEPLOYING FORWARD.



THE CAPTAIN COULD HAVE DEPLOYED THE PLATOON BY THE LEFT FLANK BY ORDERING: 'SECOND PLATOON, AS SKIRMISHERS. BY THE LEFT FLANK, TAKE INTERVALS, MARCH'. HE COULD ALSO DEPLOY IT BY THE CENTER BY ORDERING: 'SECOND PLATOON, AS SKIRMISHERS. BY THE RIGHT AND LEFT FLANKS, TAKE INTERVALS, MARCH'.

IN THE TWO PREVIOUS EXAMPLES IT WOULD BE POSSIBLE TO EXCHANGE THE ROLES OF THE TWO PLATOONS IF DESIRED BUT THE USUAL METHOD IS AS STATED.

MOVEMENT WHILE DEPLOYED AS SKIRMISHERS

THE COMMANDS FOR THE MOVEMENT OF SKIRMISHERS ARE GENERALLY THE SAME AS THOSE FOR CLOSE ORDER TROOPS AND THEIR EXECUTION IS USUALLY SELF EXPLANATORY.

'FORWARD, MARCH'
'IN RETREAT, MARCH'
'RIGHT WHEEL, MARCH'
'LEFT WHEEL, MARCH'
'BY THE RIGHT FLANK, MARCH'
'BY THE LEFT FLANK, MARCH'
'HALT'

DURING WHEELS THE TWO SERGEANTS SHOULD PLACE THEMSELVES ON THE FLANKS OF THE PLATOON TO MARK THE ALIGNMENT.

WHEN MARCHING BY THE FLANK, THE MEN DO NOT DOUBLE.

THE RESERVE PLATOON SHOULD MOVE TO MAINTAIN ITS POSITION RELATIVE TO THE DEPLOYED PLATOON.

FIRING


FIRING WHILE IN SKIRMISH FORMATION IS DONE BY PAIRS OF MEN. THE PAIR IS MADE UP OF A FRONT RANK MAN AND THE REAR RANK MAN WHO WOULD HAVE BEEN DIRECTLY BEHIND HIM WHEN THE COMPANY WAS IN CLOSE ORDER. IN OTHER WORDS, THE PAIR IS MADE UP OF ONE FILE. OBVIOUSLY IT IS IMPORTANT FOR THE MEN TO REMEMBER WHICH RANK THEY WERE IN AND WHO THEIR FILE PARTNER IS.

1. FIRING WHILE HALTED

ON THE COMMAND 'COMMENCE FIRING' THE FRONT RANK MEN WILL FIRE AND RELOAD. THE REAR RANK MEN WILL HOLD THEIR FIRE UNTIL THEIR FRONT RANK PARTNER IS RELOADED. THE FRONT RANK MAN WILL SAY 'READY' WHEN HE IS RELOADED. THE REAR RANK MAN WILL THEN FIRE AND RELOAD. THE FRONT RANK MAN WILL WAIT FOR THE REAR RANK MAN TO RELOAD AND THEN THE CYCLE BEGINS AGAIN. IN THIS FASHION HALF THE MEN IN THE LINE WILL ALWAYS HAVE LOADED RIFLES.

2. FIRING WHILE ADVANCING

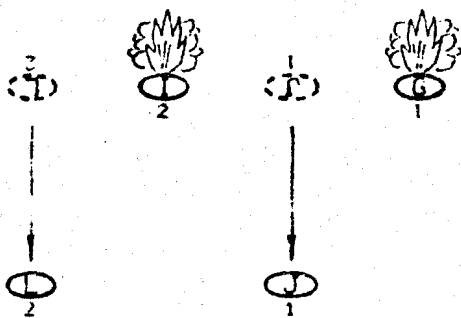
IF THE SKIRMISH LINE IS ADVANCING AND THE COMMAND 'COMMENCE FIRING' IS GIVEN, THE FRONT RANK MAN WILL HALT, FIRE AND RELOAD. THE REAR RANK MAN WILL CONTINUE TO ADVANCE UNTIL HE IS 10 PACES BEYOND THE FRONT RANK MAN. HE WILL THEN HALT AND WAIT FOR THE FRONT RANK MAN TO FINISH RELOADING AND SAY 'READY'. THE REAR RANK MAN WILL THEN FIRE AND RELOAD. THE FRONT RANK MAN WILL ADVANCE TO 10 PACES BEYOND THE REAR RANK MAN AND WAIT FOR HIM TO FINISH RELOADING. WHEN THE REAR RANK MAN SAYS 'READY' THE FRONT RANK MAN WILL FIRE AND THE CYCLE BEGINS AGAIN. THIS METHOD LEAP-FROGS THE LINE FORWARD WHILE MAINTAINING A CONSTANT FIRE AND KEEPING HALF THE MEN LOADED. IF THE PLATOON IS HALTED, THE MEN WILL ALIGN THEMSELVES ON THE MAN FARTHEST FORWARD.



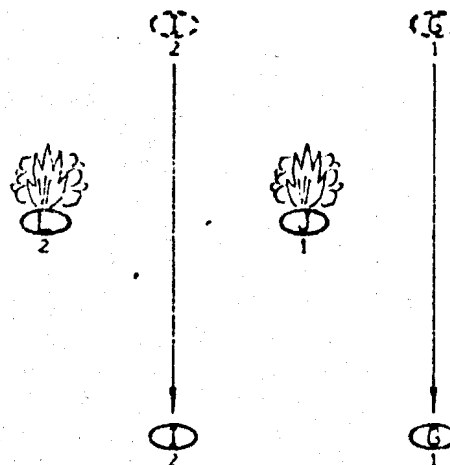
3. FIRING WHILE RETREATING

IF THE PLATOON IS MARCHING IN RETREAT AND THE COMMAND 'COMMENCE FIRING' IS GIVEN, THE FRONT RANK MAN WILL HALT, FACE THE ENEMY AND FIRE. HE WILL THEN CONTINUE RETREATING AND RELOAD AS HE MOVES. THE REAR RANK MAN WILL CONTINUE TO RETREAT UNTIL HE IS 10 PACES PAST WHERE THE FRONT RANK MAN FIRST HALTED TO FIRE. HE WILL HALT THERE, FACE THE ENEMY AND WAIT FOR THE FRONT RANK TO SIGNAL HE IS LOADED. THE FRONT RANK MAN WILL RETREAT UNTIL HE IS 10 PACES BEYOND THE REAR RANK MAN AND THEN HALT AND FINISH LOADING. WHEN HE SIGNALS 'READY' THE REAR RANK MAN WILL THEN FIRE AND FALL BACK WHILE RELOADING. WHEN HE IS RELOADED THE FRONT RANK MAN WILL FIRE AGAIN AND THE CYCLE REPEATS. IF THE PLATOON IS HALTED THE MEN WILL ALIGN ON THE MEN FURTHEST TO THE REAR.

STEP A



STEP B



CHANGING INTERVALS

IF IT IS NECESSARY TO INCREASE OR DECREASE THE DISTANCE BETWEEN THE GROUPS OF FOUR THE CAPTAIN CAN ADJUST THESE INTERVALS WITH THE FOLLOWING COMMANDS:

'BY THE LEFT FLANK (SO MANY PACES) EXTEND INTERVALS, MARCH'

THE RIGHT GROUP OF FOUR WILL STAND FAST AND THE OTHER GROUPS WILL MOVE TO THE LEFT THE REQUIRED NUMBER OF PACES. OBVIOUSLY THE FURTHER DOWN THE LINE A GROUP IS THE FURTHER IT WILL HAVE TO MOVE. PLEASE NOTE THAT THIS DOES NOT CHANGE THE SPACING WITHIN A GROUP OF FOUR, ONLY THE SPACE BETWEEN GROUPS. THE CAPTAIN COULD ALSO HAVE ORDERED THE MOVEMENT TO BE BY THE RIGHT FLANK AND IT WOULD BE EXECUTED IN SIMILAR FASHION.

IF THE PLATOON IS MARCHING THE ORDER IS MODIFIED TO THE FOLLOWING:

'BY THE RIGHT (LEFT) GROUP (SO MANY PACES) EXTEND INTERVALS, MARCH'

TO CLOSE INTERVALS THE CAPTAIN USES THE FOLLOWING COMMANDS:

'BY THE LEFT (RIGHT) FLANK (SO MANY PACES) CLOSE INTERVALS, MARCH'

OR

'ON THE RIGHT (LEFT) GROUP (SO MANY PACES) CLOSE INTERVALS, MARCH'

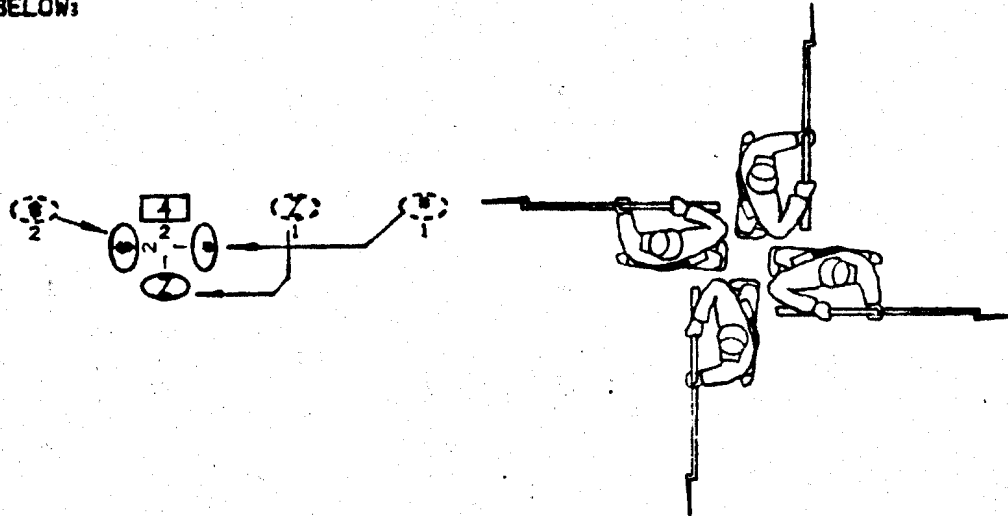
IT IS ALSO POSSIBLE TO CHANGE THE INTERVALS ON THE CENTER OF THE LINE OR ON ANY GROUP THE CAPTAIN WISHES.

THE RALLY

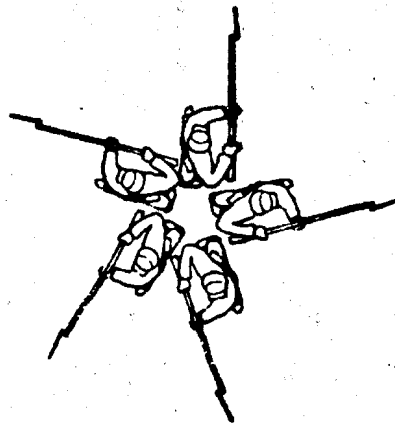
AT TIMES IT WILL BE NECESSARY TO REASSEMBLE THE SKIRMISHERS INTO FORMED GROUPS EITHER TO LEAVE SKIRMISH FORMATION OR BECAUSE OF THE THREAT OF ENEMY ACTION. THERE ARE SEVERAL WAYS OF DOING THIS DEPENDING ON THE DESIRE OF THE CAPTAIN OR THE NATURE OF THE THREAT.

RALLY BY FOURS

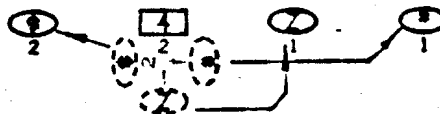
ON THIS COMMAND, EACH GROUP OF FOUR MEN, 'COMRADES IN BATTLE' WILL COME TOGETHER IN A COMPACT GROUP. THE EVEN NUMBERED FRONT RANK MAN WILL STAND FAST AND THE OTHERS WILL ASSEMBLE ON HIM. THEY WILL ASSUME THE FORMATION! SHOWN BELOW:



ONCE ASSEMBLE THE MEN WILL FIX BAYONETS (REENACTORS SHOULD ONLY DO THIS IF SPECIFICALLY TOLD TO) AND CONTINUE FIRING IN PAIRS IF THEY HAD BEEN FIRING WHEN ORDERED TO RALLY. SERGEANTS SHOULD ATTACH THEMSELVES TO THE NEAREST GROUP AS SHOWN BELOW. THE SECTION CHIEFS AND CAPTAIN SHOULD RALLY WITH THEIR OWN ESCORTS.

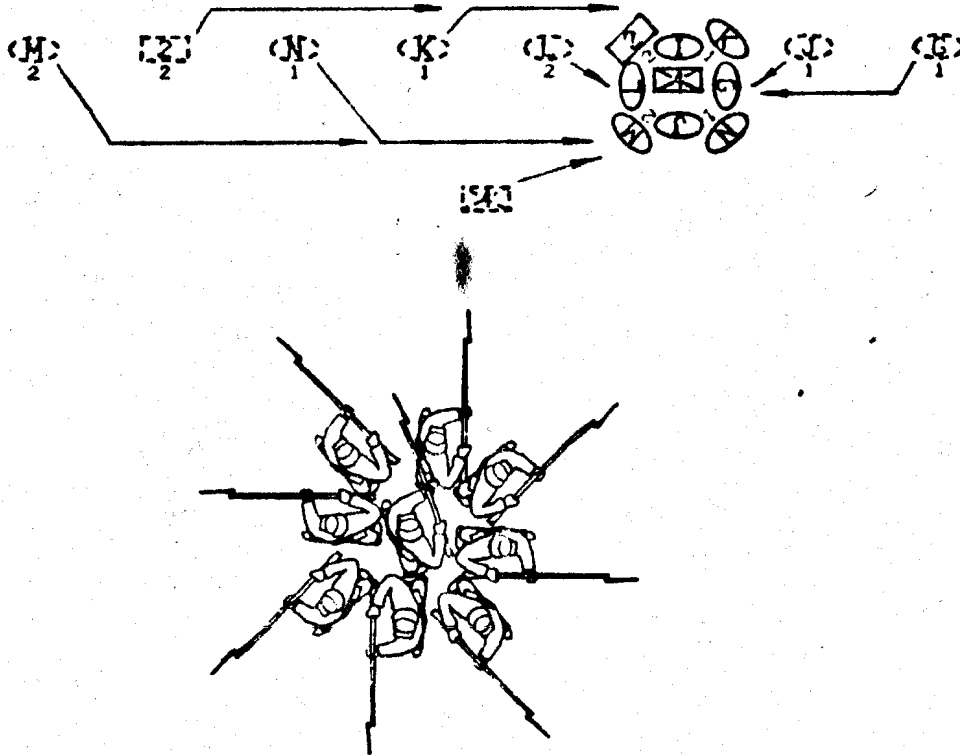


IF THE CAPTAIN WISHED THE PLATOON TO AGAIN DEPLOY, HE WILL ORDER: 'DEPLOY AS SKIRMISHERS' EACH GROUP WILL THEN DEPLOY IN THE NORMAL FASHION.



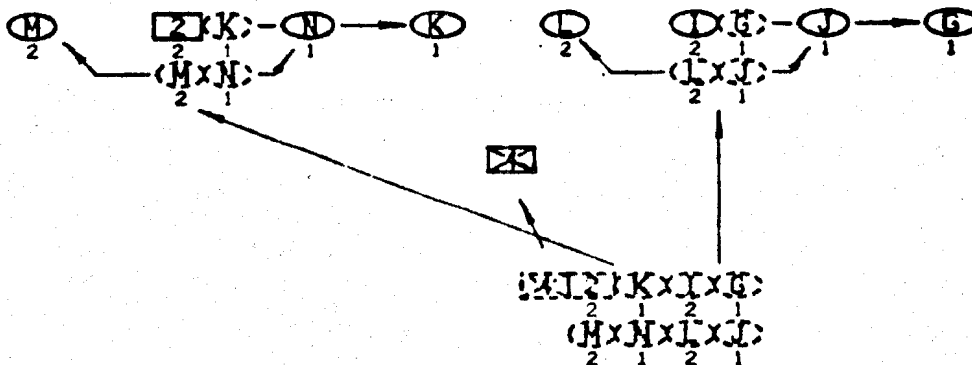
RALLY BY SECTION

IF THIS COMMAND IS GIVEN THE CHIEF OF EACH SECTION WILL MOVE TO ONE OF THE GROUPS OF FOUR AND DESIGNATE IT AS THE RALLYING POINT FOR THE SECTION. THIS GROUP WILL FORM A SQUARE AS DESCRIBED IN THE RALLY BY FOURS AND RAISE THEIR RIFLES TO SIGNAL THE OTHER GROUPS TO RALLY ON THEM. THE OTHER GROUPS WILL RUN TO THIS GROUP AND FORM ADDITIONAL RINGS AROUND THE FIRST GROUP AS SHOWN BELOW. THE SERGEANTS SHOULD JOIN ONE OF THE SECTIONS AS SHOULD THE PLATOON OR SECTION CHIEFS, THE CAPTAIN AND THEIR ESCORTS.



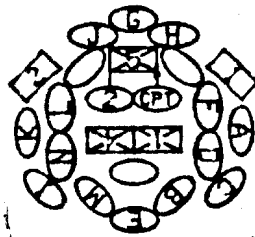
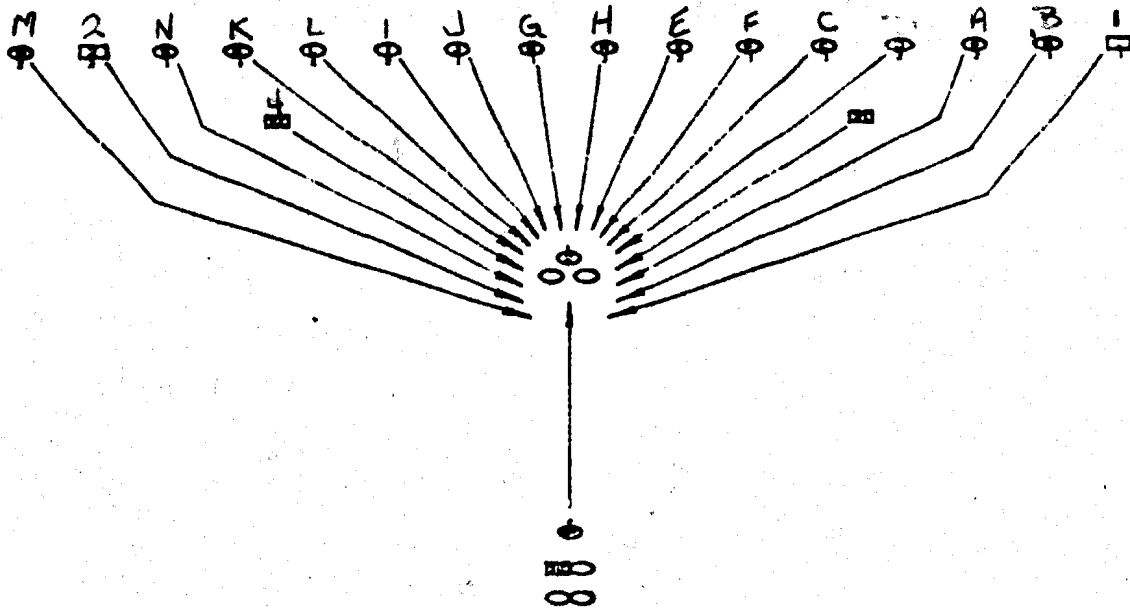
IF THE CAPTAIN WISHES TO REDEPLOY AS SKIRMISHERS HE WILL COMMAND:
 'FORM SECTIONS'

THE SECTION WILL THEN REFORM IN IT'S TWO RANK CLOSE ORDER AND THEN MOVE OUT IN IT'S GROUPS OF FOUR TO DEPLOY.



RALLY BY PLATOONS

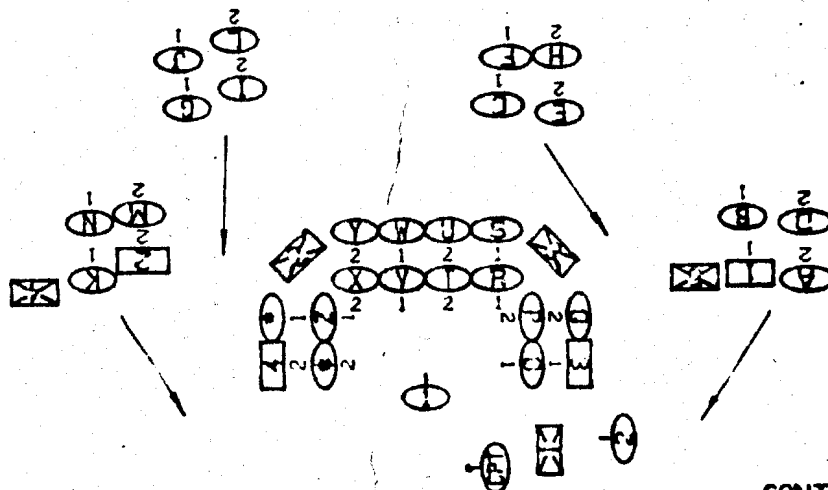
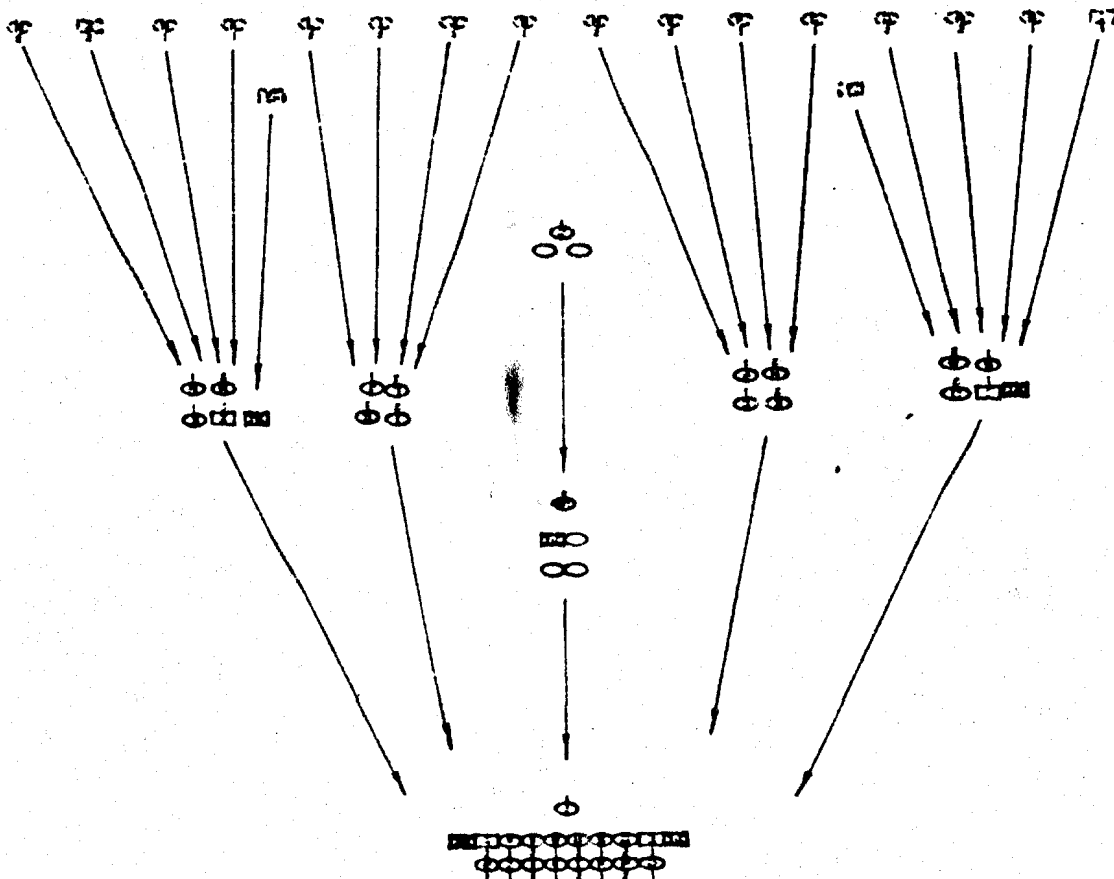
IF THE COMMAND TO RALLY BY PLATOONS IS GIVEN THE CHIEF OF PLATOON WILL MOVE WITH HIS ESCORT TO WHERE HE WISHES THE RALLY TO TAKE PLACE. THIS COULD BE ANY GROUP OF FOUR, A SECTION CHIEF OR HIS OWN ESCORT. IF THE CAPTAIN IS PRESENT THE RALLY COULD ALSO BE MADE ON THE CAPTAIN'S ESCORT. WHICHEVER GROUP IS CHOSEN WILL FORM A SQUARE AROUND THE OFFICERS AND RAISE THEIR RIFLES TO SIGNIFY THE RALLY POINT. THE OTHER GROUPS WILL RUN TO THIS POINT AND FORM AS SHOWN BELOW:



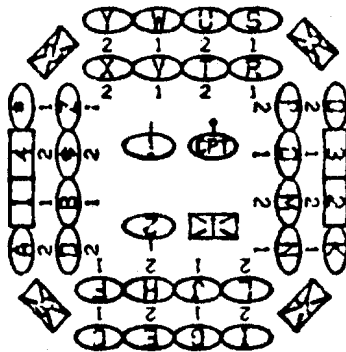
IF THE CAPTAIN ORDERS 'FORM PLATOON' THE PLATOON WILL REFORM IT'S TWO RANK FORMATION AND MAY THEN BE REDEPLOYED AS SKIRMISHERS BY THE METHODS DESCRIBED PREVIOUSLY.

RALLY ON THE RESERVE

WHEN THIS COMMAND IS GIVEN THE PLATOON THAT IS DEPLOYED AS SKIRMISHERS WILL FALL BACK ON THE RESERVE PLATOON. EACH GROUP OF FOUR WILL COME TOGETHER AND MOVE AS RAPIDLY AS POSSIBLE ON THE RESERVE. IF ANY GROUP IS THREATENED IT WILL RALLY BY FOURS IF IT CANNOT REACH THE RESERVE. THE RESERVE PLATOON WILL HALT AND THE HALF-SECTIONS ON THE RIGHT AND LEFT OF THE LINE WILL BEND BACKWARDS TO FORM HALF THE SIDES OF THE SQUARE THAT IS TO BE FORMED. AS THE OTHER PLATOONS ARRIVE THEY WILL FILL IN THE REMAINING SIDES OF THE SQUARE.



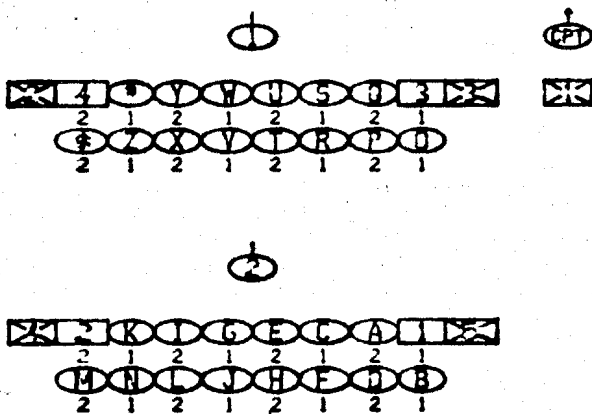
CONTINUED ON
NEXT PAGE



IF THE CAPTAIN WISHES TO LEAVE THIS FORMATION HE WILL COMMAND:

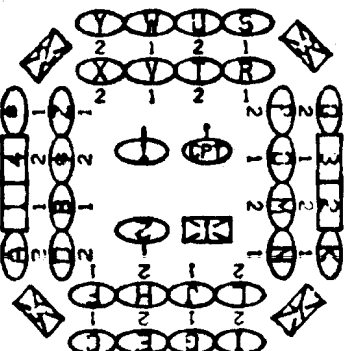
'FORM COLUMN'

THE COMPANY WILL THEN FORM A COLUMN OF PLATOONS FORMING ON THE CENTER OF EACH PLATOON. THE DISTANCE SEPERATING THE PLATOONS WILL BE HALF OF NORMAL.



FROM THIS FORMATION THE COMPANY MAY BE REDEPLOYED AS SKIRMISHERS OR MANUEVERED HOWEVER THE CAPTAIN WISHES. IF THE COMPANY IS AGAIN THREATENED THE CAPTAIN MAY REFORM THE SQUARE BY ORDERING:

'FORM SQUARE'



MISCELLANEOUS

THE FOLLOWING IS NOT EXACTLY AN INFANTRY TACTIC BUT THE INFORMATION SHOULD PROVE USEFUL TO REENACTORS.

CAMP LAYOUT

THE PROPER LAYOUT FOR THE CAMP OF AN INFANTRY COMPANY IS SHOWN BELOW. THE DISTANCES STATED ARE PER ARMY REGULATIONS BUT IN MOST INSTANCES THE REENACTOR WILL WISH TO COMPRESS SOME OF THESE DISTANCES.

